



2019
DATA BOOK
JUNE EDITION

MICHELIN® PASSENGER AND
LIGHT TRUCK TIRES



WHENEVER IT MATTERS MOST.

Being there for every moment – and for the ones you love – is what matters most. And that's why Michelin is committed to going the extra mile to bring you tires that are ready for all the trips ahead.

To deliver on this promise, we continue to push forward, packing more science inside our tires to maximize capabilities and minimize the trade-offs. So you can have the safety and performances you need to drive confidently – and be there when it matters most.



Knowledge is power.

Even in a world where more and more shopping is done online, the salesperson is still the most vital touchpoint in the ultimate sale of a product. We encourage you to make good use of the information found in the pages of your Michelin Data Book.

TABLE OF CONTENTS

Introduction		Winter	50
Michelin Warranties	2	MICHELIN® X-Ice® Xi3	52
Ultra-High Performance Sport	4	MICHELIN® Latitude® X-Ice® Xi2	54
MICHELIN® Pilot® Sport 4 S	6	MICHELIN® Pilot® Alpin® 5™	56
MICHELIN® Pilot® Super Sport	10	MICHELIN® Pilot® Alpin® 5™ SUV	58
MICHELIN® Pilot® Sport PS2™	14	MICHELIN® Pilot® Alpin® PA4™	60
MICHELIN® Pilot® Sport 4	16	MICHELIN® Latitude® Alpin® LA2	62
MICHELIN® Pilot® Sport 3	18	Light Truck, SUV and Crossover	64
MICHELIN® Pilot® Sport A/S 3+	20	MICHELIN® Premier® LTX®	66
MICHELIN® Pilot® Sport A/S 3	24	MICHELIN® Defender® LTX® M/S	68
MICHELIN® Pilot® Sport Cup 2	26	MICHELIN® LTX® A/T2	72
Touring	30	MICHELIN® Agilis® CrossClimate®	74
MICHELIN® Premier® A/S	32	MICHELIN® Latitude® Tour HP™	76
MICHELIN® Primacy™ Tour A/S	34	MICHELIN® Latitude® Tour	78
MICHELIN® Primacy™ MXM4®	36	MICHELIN® LTX® M/S2	80
MICHELIN® Pilot® MXM4®	38	MICHELIN® Pilot® Sport 4 SUV	82
MICHELIN® Primacy™ MXV4®	40	MICHELIN® Latitude® Sport 3	84
MICHELIN® Primacy™ 3	42	MICHELIN® Latitude® Sport	86
Passenger Car and Minivan	44	MICHELIN® Primacy™ XC	88
MICHELIN® Energy™ Saver A/S	46	Customer-Specific	90
MICHELIN® Defender® T + H	48	MICHELIN® X® LT A/S	92
		MICHELIN® X® Tour A/S T + H	94
		Tire Technologies	
		Michelin Glossary of Terms	96
		Tire Tips	98
		How to Read a Sidewall	99
		Important Product Information	100

Speed Symbols and Maximum Speeds*

Q : 100 mph | R : 106 mph | S : 112 mph | T : 118 mph | U : 124 mph | H : 130 mph
 V : 149 mph | W : 168 mph | Y : 186 mph | Z : 149 mph + | (Y) : 186 mph +

*Exceeding the safe, legal speed limit is neither recommended nor endorsed.
 Note: All comparisons in the 2019 Michelin Data Book are among MICHELIN® tires of the same segment type, unless specified otherwise.

MICHELIN WARRANTIES

All of our warranties are designed to give your customers peace of mind.

Ultra-High Performance Sport Tires

TIRE NAME	SPEED RATING	TYPE	LIMITED WARRANTY
PILOT® Sport A/S 3+	H,V,W,Y	All-Season	45k
PILOT® Sport A/S 3+	(Y)	All-Season	30k
PILOT® Sport A/S 3	V	All-Season	45k
PILOT® Sport 4 S	Y,(Y)	Summer	30k
PILOT® Sport 4	V,W,Y,(Y)	Summer	20k
PILOT® Sport 3	V,W,Y,(Y)	Summer	20k
PILOT® Sport PS2™	Y,(Y)	Summer	20k
PILOT® Super Sport	Y,(Y)	Summer	30k
PILOT® Exalto PE2	Y	Summer	25k



All MICHELIN® passenger and light truck replacement tires are covered by a limited warranty* for treadwear.

Touring Tires

TIRE NAME	SPEED RATING	TYPE	LIMITED WARRANTY
Premier® A/S	H,V	All-Season	60k
Primacy™ MXV4®	T,H,V	All-Season	60k
Primacy™ MXM4®	H,V	All-Season	55k
Primacy™ MXM4®	W	All-Season	45k
Primacy™ MXM4® ZP	H,V	All-Season	30k
Primacy® Tour A/S	H,V	All-Season	55k
Primacy® Tour A/S	W	All-Season	45k
Primacy™ Tour A/S ZP	V	All-Season	30k
PILOT® MXM4®	H,V	All-Season	50k
PILOT® MXM4®	W	All-Season	40k
Primacy™ 3	H,V	Summer	45k
Primacy™ 3	W,Y	Summer	35k
Primacy™ 3 ZP	H,V,W,Y	Summer	30k
Primacy™ 4	V	Summer	45k
Primacy™ 4	W,Y	Summer	35k
Primacy™ HP ZP	V,W,Y	Summer	30k
Energy™ Saver	H	Summer	50k
Energy™ Saver	V,W	Summer	40k

MILEAGE WARRANTY CONDITIONS AND LIMITATIONS

DOT-Approved Competition Tires

DOT-approved competition tires are excluded (e.g., MICHELIN® PILOT® Sport Cup 2 tires).

Light Truck Commercial Tires

Tires intended for commercial use on light truck and cargo vans are excluded (e.g., MICHELIN® Agilis® CrossClimate® tires).

Split Fitments

Some vehicles come from the vehicle manufacturer with “split fitments” – meaning different sizes of tires on the front and rear axles. Because these tires cannot be rotated as recommended by Michelin, the mileage warranty on each rear tire will cover half the number of miles as the standard mileage warranty for that particular tire design.

EXAMPLE: 2008 BMW M3

MICHELIN® PILOT® Sport PS2™ with 20,000-mile limited warranty.
Front: 245/40R18 (20,000 miles) Rear: 265/40R18 (10,000 miles)



Passenger Car and Minivan Tires

TIRE NAME	SPEED RATING	TYPE	LIMITED WARRANTY
Defender® T + H	H	All-Season	80k
Energy™ Saver A/S	S,T,H	All-Season	65k
Energy™ Saver A/S	V	All-Season	55k
Energy™ Saver A/S	R	All-Season	50k
Energy™ LX4®	T	All-Season	50k

Winter Tires

TIRE NAME	SPEED RATING	TYPE	LIMITED WARRANTY
X-Ice® Xi3	T,H	Winter	40k
X-Ice® Xi3 ZP	H	Winter	30k
Latitude® X-Ice® Xi2	T,H	Winter	40k
Latitude® X-Ice® Xi2 ZP	T,H	Winter	30k
Latitude® Alpin®	H,V	Winter	25k
Latitude® Alpin® LA2	H,V	Winter	25k
PILOT® Alpin® 5	H,V	Winter	30k
PILOT® Alpin® 5 SUV	H,V	Winter	30k
PILOT® Alpin® PA4™	V,W,H	Winter	30k

Light Truck, SUV and Crossover Tires

TIRE NAME	SPEED RATING	TYPE	LIMITED WARRANTY
Defender® LTX® M/S	T,H	All-Season	70k
Defender® LTX® M/S	R	All-Season	50k
LTX® M/S ²	T,H	All-Season	70k
LTX® M/S ²	R	All-Season	50k
Latitude® Tour	S,T	All-Season	65k
LTX® A/T ²	R,S,T	All-Season	60k
Premier® LTX®	T,H,V	All-Season	60k
Primacy® LTX	T	All-Season	55k
Latitude® Tour HP™	H,V	All-Season	55k
Latitude® Tour HP™	W	All-Season	45k
Latitude® Tour HP™ ZP	H	All-Season	30k
Primacy™ XC	T	All-Season	55k
Primacy™ XC	R	All-Season	40k
XPS Rib	Q	All-Season	60k
XPS Traction®	Q	All-Season	50k
4x4 Diamaris®	V,Y	Summer	25k
Latitude® Sport 3	H,V,W,Y	Summer	20k
Latitude® Sport	V,W,Y	Summer	20k
PILOT® Sport 4 SUV	H,V,W,Y	Summer	20k

Customer-Specific Tires

TIRE NAME	SPEED RATING	TYPE	LIMITED WARRANTY
X® Tour A/S	H	All-Season	80k
X® LT A/S	T,H	All-Season	70k
X® LT A/S	R	All-Season	50k

Zero Pressure

ZP (Zero Pressure) tires have the same mileage warranty as the standard tire line they are part of, not to exceed 30,000 miles.

EXAMPLES:

- MICHELIN® PILOT® Sport PS2™ – 20,000 miles
- MICHELIN® PILOT® Sport PS2™ (ZP) – 20,000 miles
- MICHELIN® PILOT® Sport A/S 3+ – 45,000 miles
- MICHELIN® PILOT® Sport A/S 3+ (ZP) – 30,000 miles
- PAX® System tires are covered by a 36,000-mile limited warranty.

Winter Tires

To maintain coverage under the limited warranty for treadwear, MICHELIN® Winter tires require documentation of the timing of the installation and removal of the tires each winter. Winter is defined as the period beginning no earlier than September 1 of a given year and ending no later than April 30 of the following year.

*Certain conditions and limitations apply. See the Michelin® Owner's Manual for complete description and details.



As the Official Tire of IMSA, Michelin's unique experience and relentless focus on innovation are paramount to delivering performance at the highest level of endurance sportscar racing in North America. In addition, Michelin has an outstanding record in international endurance racing, and has claimed the past 21 consecutive overall victories at the 24 Hours of Le Mans. Michelin is constantly pushing to come up with new ideas and innovations in tire sizing, constructions, materials and compounds. Virtually the entire MICHELIN® PILOT® line of Ultra-High Performance tires can trace its heritage to technologies and innovations developed in motorsports competition.

ULTRA-HIGH PERFORMANCE SPORT

Tires that deliver the thrill of driving to owners of the world's top sports and performance cars.

KEY ULTRA-HIGH PERFORMANCE SPORT TIRE LINES

Use this chart to help your customers find the right tires for their specific needs.

	Wear Life	Fuel Efficiency	Handling	Braking	Comfort
MICHELIN® PILOT® Sport 4 S	9	9	9	10	8
MICHELIN® PILOT® Super Sport	9	8	9	9	8
MICHELIN® PILOT® Sport PS2™	8	8	8	8	7
MICHELIN® PILOT® Sport 4	8	10	8	9	9
MICHELIN® PILOT® Sport 3	8	10	8	8	8
MICHELIN® PILOT® Sport A/S 3+	10	9	8	8	9
MICHELIN® PILOT® Sport A/S 3	10	9	8	8	9
MICHELIN® PILOT® Sport Cup 2	6	4	10	10	4



MICHELIN®
Pilot® Sport 4 S

Genuine Passion. Exceptional Drives. Derived from the legendary MICHELIN® PILOT® Super Sport, there is a new #1 in max performance summer tires.



SUMMER TIRE



The Maximum Combined Performance.- 1st in dry lap time. ¹ - 1st in dry braking. ² - 1st in wet lap time. ³ - 1st in wet braking. ⁴


Fall in love with your car's untapped potential with the best max performance tire. Our Dynamic Response Technology continuously adapts to the road for ultra-precise steering, outstanding cornering power and remarkably good treadlife for a summer tire. And our revolutionary Multi-Compound Construction delivers unmatched levels of dry and wet grip exactly where you need it.

Experience added miles of exhilarating drives with 9% better treadlife than the MICHELIN® PILOT® Super Sport. ⁵

MICHELIN® Total Performance™ overcomes the usual tradeoff of wear for grip to deliver both incredible traction and improved tread life.

Premium Design and Rim Protector.

Our premium touch finish provides a dark velvet effect on the external sidewall, while a deep rim protector guards against light wheel damage.



¹ Based on internal dry circuit lap time tests comparing the MICHELIN® PILOT® Sport 4 S (39.25 sec. avg. lap time) versus the Bridgestone® Potenza™ S-04 Pole Position™ (40.70 sec. avg. lap time), Continental® ExtremeContact™ Sport (40.03 sec. avg. lap time), Pirelli® P ZERO™ PZ4 (40.24 sec. avg. lap time), and Goodyear® Eagle® F1 Asymmetric 3 (40.44 sec. avg. lap time) in tire size 235/35ZR19 91Y using a 2015 BMW 328i. Actual on-road results may vary.

² Based on internal dry braking tests from 60 mph to 0 mph comparing the MICHELIN® PILOT® Sport 4 S (106.0 ft. avg. stopping distance) versus the Bridgestone® Potenza™ S-04 Pole Position™ (119.4 ft. avg. stopping distance), Continental® ExtremeContact™ Sport (115.9 ft. avg. stopping distance), Pirelli® P ZERO™ PZ4 (118.3 ft. avg. stopping distance), and Goodyear® Eagle® F1 Asymmetric 3 (115.2 ft. avg. stopping distance) in tire size 235/35ZR19 91Y using a 2015 BMW 328i. Actual on-road results may vary.

³ Based on internal wet circuit lap time tests comparing the MICHELIN® PILOT® Sport 4 S (37.23 sec. avg. lap time) versus the Bridgestone® Potenza™ S-04 Pole Position™ (38.65 sec. avg. lap time), Continental® ExtremeContact™ Sport (38.87 sec. avg. lap time), Pirelli® P ZERO™ PZ4 (39.42 sec. avg. lap time), and Goodyear® Eagle® F1 Asymmetric 3 (38.52 sec. avg. lap time) in tire size 235/35ZR19 91Y using a 2015 BMW 328i. Actual on-road results may vary.

⁴ Based on internal wet braking tests from 50 mph to 0 mph comparing the MICHELIN® PILOT® Sport 4 S (97.0 ft. avg. stopping distance) versus the Bridgestone® Potenza™ S-04 Pole Position™ (112.6 ft. avg. stopping distance), Continental® ExtremeContact™ Sport (108.5 ft. avg. stopping distance), Pirelli® P ZERO™ PZ4 (112.9 ft. avg. stopping distance), and Goodyear® Eagle® F1 Asymmetric 3 (108.4 ft. avg. stopping distance) in tire size 235/35ZR19 91Y using a 2015 BMW 328i. Actual on-road results may vary.

⁵ Based on commissioned third-party testing conducted by DEKRA at the DEKRA Test Center in Narbonne, France versus the MICHELIN® PILOT® Super Sport in tire size 255/35ZR19 using a 2015 Audi A4, 2.0 TDI, FWD. Actual on-road results may vary.



MICHELIN® Pilot® Sport 4 S

Tire Size	Service Description	Limited Warranty	Side-wall	MSPN	Rim Width Range (inches)	Section Width on Measuring Rim Width (inches)	Overall Diameter (inches)	Tread Depth (in/32nds)	Rev/ Mile @45 mph	Max Load Single (lbs@psi)	UTQG	O.E. Fitments
215/45ZR17/XL	91(Y)	30K	BSW	20896	7 - 8	8.4 on 7	24.7	9.5	844	1356@50	300/AA/A	
225/45ZR17/XL	94(Y)	30K	BSW	68968	7 - 8.5	8.9 on 7.5	25	9.5	833	1477@50	300/AA/A	
225/50ZR17/XL	98(Y)	30K	BSW	86940	6 - 8	9.2 on 7	25.9	9.5	803	1653@50	300/AA/A	
235/45ZR17/XL	97(Y)	30K	BSW	30110	7.5 - 9	9.3 on 8	25.4	9.5	821	1609@50	300/AA/A	
245/40ZR17/XL	95(Y)	30K	BSW	63006	8 - 9.5	9.8 on 8.5	24.7	9.5	841	1521@50	300/AA/A	
245/45ZR17/XL	99(Y)	30K	BSW	08090	7.5 - 9	9.6 on 8	25.7	9.5	810	1709@50	300/AA/A	
225/40ZR18/XL	92(Y)	30K	BSW	02717	7.5 - 9	9.1 on 8	25.1	9.5	829	1389@50	300/AA/A	
225/45ZR18/XL	95(Y)	30K	BSW	31753	7 - 8.5	8.9 on 7.5	25.9	9.5	802	1521@50	300/AA/A	
225/50ZR18/XL	99(Y)	30K	BSW	73606	6 - 8	9.2 on 7	26.9	9.5	774	1709@50	300/AA/A	
235/40ZR18/XL	95(Y)	30K	BSW	43847	8 - 9.5	9.5 on 8.5	25.4	9.5	819	1521@50	300/AA/A	
235/40ZR18/XL	95(Y)	30K	BSW	38754	8 - 9.5	9.5 on 8.5	25.4	9	819	1521@50	300/AA/A	FOR
235/45ZR18/XL	98(Y)	30K	BSW	31139	7.5 - 9	9.3 on 8	26.3	9.5	790	1653@50	300/AA/A	
235/50ZR18/XL	101(Y)	30K	BSW	39562	6.5 - 8.5	9.7 on 7.5	27.3	9.5	762	1819@50	300/AA/A	
245/35ZR18/XL	92(Y)	30K	BSW	76950	8 - 9.5	9.8 on 8.5	24.8	9.5	840	1389@50	300/AA/A	
245/40ZR18/XL	97(Y)	30K	BSW	37666	8 - 9.5	9.8 on 8.5	25.7	9.5	809	1609@50	300/AA/A	
245/45ZR18/XL	100(Y)	30K	BSW	03481	7.5 - 9	9.6 on 8	26.7	9.5	780	1764@50	300/AA/A	
255/35ZR18/XL	94(Y)	30K	BSW	27579	8.5 - 10	10.2 on 9	25	9.5	832	1477@50	300/AA/A	
255/40ZR18/XL	99(Y)	30K	BSW	98512	8.5 - 10	10.2 on 9	26	9.5	799	1709@50	300/AA/A	
255/45ZR18/XL	103(Y)	30K	BSW	65974	8 - 9.5	10 on 8.5	27.1	9.5	769	1929@50	300/AA/A	
265/35ZR18/XL	97(Y)	30K	BSW	53791	9 - 10.5	10.7 on 9.5	25.3	9.5	822	1609@50	300/AA/A	
265/40ZR18/XL	101(Y)	30K	BSW	85587	9 - 10.5	10.7 on 9.5	26.3	9.5	790	1819@50	300/AA/A	
275/35ZR18/XL	99(Y)	30K	BSW	00795	9 - 11	10.9 on 9.5	25.6	9.5	814	1709@50	300/AA/A	
285/35ZR18/XL	101(Y)	30K	BSW	12182	9.5 - 11	11.4 on 10	25.9	9.5	804	1819@50	300/AA/A	
225/35ZR19/XL	88(Y)	30K	BSW	12877	7.5 - 9	9.1 on 8	25.2	9.5	824	1235@50	300/AA/A	
225/40ZR19/XL	93(Y)	30K	BSW	91762	7.5 - 9	9.1 on 8	26.1	9.5	797	1433@50	300/AA/A	
225/40R19/XL	93Y *	30K	BSW	96232	7.5 - 9	9.1 on 8	26.1	9.5	797	1433@50	300/AA/A	BMW
225/45ZR19/XL	96(Y)	30K	BSW	01983	7 - 8.5	8.9 on 7.5	27	9.5	771	1565@50	300/AA/A	
235/35ZR19/XL	91(Y) MO1	30K	BSW	85776	8 - 9.5	9.5 on 8.5	25.5	9.5	817	1356@50	300/AA/A	MB
235/35ZR19/XL	91(Y)	30K	BSW	10221	8 - 9.5	9.5 on 8.5	25.5	9.5	817	1356@50	300/AA/A	
235/35ZR19/XL	91(Y)	30K	BSW	25061	8 - 9.5	9.5 on 8.5	25.5	9.5	817	1356@50	300/AA/A	
235/40ZR19/XL	96(Y)	30K	BSW	05800	8 - 9.5	9.5 on 8.5	26.4	9.5	787	1565@50	300/AA/A	
245/30ZR19/XL	89(Y)	30K	BSW	29621	8 - 9	9.8 on 8.5	24.8	9.5	837	1279@50	300/AA/A	
245/35ZR19/XL	93(Y)	30K	BSW	03744	8 - 9.5	9.8 on 8.5	25.8	9.5	807	1433@50	300/AA/A	
245/40ZR19/XL	98(Y)	30K	BSW	25373	8 - 9.5	9.8 on 8.5	26.7	9.5	778	1653@50	300/AA/A	
255/30ZR19/XL	91(Y)	30K	BSW	10080	8.5 - 9.5	10.2 on 9	25.1	9.5	829	1356@50	300/AA/A	
255/35ZR19	92(Y)	30K	BSW	09133	8.5 - 10	10.2 on 9	26	9.5	799	1389@51	300/AA/A	LEX
255/35ZR19/XL	96(Y)	30K	BSW	66901	8.5 - 10	10.2 on 9	26	9.5	799	1565@50	300/AA/A	
255/35ZR19/XL	96(Y)	30K	BSW	19558	8.5 - 10	10.2 on 9	26	9.5	799	1565@50	300/AA/A	
255/35R19/XL	96Y *	30K	BSW	94916	8.5 - 10	10.2 on 9	26	9.5	799	1565@50	300/AA/A	BMW
255/40ZR19/XL	100(Y)	30K	BSW	78074	8.5 - 10	10.2 on 9	27.1	8.5	769	1764@50	300/AA/A	FOR
265/30ZR19/XL	93(Y)	30K	BSW	79569	9 - 10	10.7 on 9.5	25.3	9.5	822	1433@50	300/AA/A	
265/35ZR19/XL	98(Y)	30K	BSW	87309	9 - 10.5	10.7 on 9.5	26.3	9.5	790	1653@50	300/AA/A	
265/40ZR19/XL	102(Y) MO1	30K	BSW	14885	9 - 10.5	10.7 on 9.5	27.3	9.5	760	1874@50	300/AA/A	MB

Ultra-High Performance Sport

Continued ►

MICHELIN® Pilot® Sport 4 S

Tire Size	Service Description	Limited Warranty	Side-wall	MSPN	Rim Width Range (inches)	Section Width on Measuring Rim Width (inches)	Overall Diameter (inches)	Tread Depth (in/32nds)	Rev/ Mile @45 mph	Max Load Single (lbs@psi)	UTQG	O.E. Fit-ments
275/30ZR19/XL	96(Y)	30K	BSW	52157	9 - 10	10.9 on 9.5	25.6	9.5	814	1565@50	300/AA/A	
275/35ZR19/XL	100(Y)	30K	BSW	10078	9 - 11	10.9 on 9.5	26.6	9.5	783	1764@50	300/AA/A	
275/35ZR19	96(Y)	30K	BSW	10071	9 - 11	10.9 on 9.5	26.6	9.5	783	1565@51	300/AA/A	LEX
275/40ZR19/XL	105(Y)	30K	BSW	21747	9 - 11	10.9 on 9.5	27.7	8.5	751	2039@50	300/AA/A	FOR
285/35ZR19/XL	103(Y)	30K	BSW	79871	9.5 - 11	11.4 on 10	26.9	9.5	774	1929@50	300/AA/A	
295/30ZR19/XL	100(Y)	30K	BSW	20617	10 - 11	11.9 on 10.5	26	9.5	799	1764@50	300/AA/A	
295/35ZR19/XL	104(Y) MO1	30K	BSW	10165	10 - 11.5	11.9 on 10.5	27.1	9.5	767	1984@50	300/AA/A	MB
305/30ZR19/XL	102(Y)	30K	BSW	10365	10.5 - 11.5	12.3 on 11	26.3	9.5	792	1874@50	300/AA/A	
325/30ZR19/XL	105(Y)	30K	BSW	54332	11 - 12	13 on 11.5	26.7	9.5	778	2039@50	300/AA/A	
225/35ZR20/XL	90(Y)	30K	BSW	33095	7.5 - 9	9.1 on 8	26.2	9.5	793	1323@50	300/AA/A	
235/30ZR20/XL	88(Y)	30K	BSW	34879	8.5 - 8.5	9.5 on 8.5	25.6	9.5	813	1235@50	300/AA/A	
235/35ZR20/XL	92(Y)	30K	BSW	33211	8 - 9.5	9.5 on 8.5	26.5	9.5	786	1389@50	300/AA/A	
235/35ZR20/XL	92(Y) N0	30K	BSW	08557	8 - 9.5	9.5 on 8.5	26.5	9.5	786	1389@50	300/AA/A	POR
235/35ZR20/XL	92Y T0	30K	BSW	49531	8 - 9.5	9.5 on 8.5	26.5	9	786	1389@50	300/AA/A	TES
235/40ZR20/XL	96(Y)	30K	BSW	19129	8 - 9.5	9.5 on 8.5	27.4	9.5	759	1565@50	300/AA/A	
235/45ZR20/XL	100(Y)	30K	BSW	33601	7.5 - 9	9.3 on 8	28.4	9.5	734	1764@50	300/AA/A	
245/30ZR20/XL	90(Y)	30K	BSW	32528	8 - 9	9.8 on 8.5	25.8	9.5	805	1323@50	300/AA/A	
245/30ZR20/XL	90(Y) A0	30K	BSW	04357	8 - 9	9.8 on 8.5	25.8	9	805	1323@50	300/AA/A	AUD
245/35ZR20/XL	95(Y) K2	30K	BSW	82566	8 - 9.5	9.8 on 8.5	26.8	9	777	1521@50	300/AA/A	FER
245/35ZR20/XL	95(Y) N0	30K	BSW	57304	8 - 9.5	9.8 on 8.5	26.8	9	777	1521@50	300/AA/A	POR
245/35ZR20/XL	95(Y) K1	30K	BSW	72844	8 - 9.5	9.8 on 8.5	26.8	9.5	777	1521@50	300/AA/A	FER
245/35ZR20/XL	95(Y)	30K	BSW	22358	8 - 9.5	9.8 on 8.5	26.8	9.5	777	1521@50	300/AA/A	
245/35ZR20/XL	95(Y) M0	30K	BSW	21408	8 - 9.5	9.8 on 8.5	26.8	9.5	777	1521@50	300/AA/A	MB
245/40ZR20/XL	99(Y)	30K	BSW	13840	8 - 9.5	9.8 on 8.5	27.7	9.5	750	1709@50	300/AA/A	
245/45ZR20/XL	103(Y)	30K	BSW	05252	7.5 - 9	9.6 on 8	28.7	9.5	726	1929@50	300/AA/A	
255/30ZR20/XL	92(Y)	30K	BSW	29965	8.5 - 9.5	10.2 on 9	26.1	9.5	798	1389@50	300/AA/A	
255/35ZR20/XL	97(Y)	30K	BSW	30209	8.5 - 10	10.2 on 9	27	9.5	770	1609@50	300/AA/A	
255/40ZR20/XL	101(Y)	30K	BSW	59321	8.5 - 10	10.2 on 9	28	9.5	742	1819@50	300/AA/A	
255/45ZR20/XL	105(Y)	30K	BSW	10009	8 - 9.5	10 on 8.5	29.1	9.5	716	2039@50	300/AA/A	
265/30ZR20/XL	94(Y)	30K	BSW	68444	9 - 10	10.7 on 9.5	26.3	9.5	791	1477@50	300/AA/A	
265/35ZR20/XL	99(Y)	30K	BSW	33116	9 - 10.5	10.7 on 9.5	27.3	9.5	761	1709@50	300/AA/A	
265/35ZR20/XL	99(Y) MO1	30K	BSW	14196	9 - 10.5	10.7 on 9.5	27.3	9.5	761	1709@50	300/AA/A	MB
265/35ZR20/XL	99(Y) N0	30K	BSW	07389	9 - 10.5	10.7 on 9.5	27.3	9.5	761	1709@50	300/AA/A	POR
265/40ZR20/XL	104(Y) MO1	30K	BSW	14002	9 - 10.5	10.7 on 9.5	28.4	9.5	734	1984@50	300/AA/A	MB
265/40ZR20/XL	104(Y)	30K	BSW	29960	9 - 10.5	10.7 on 9.5	28.4	9.5	734	1984@50	300/AA/A	
275/30ZR20/XL	97(Y)	30K	BSW	50352	9 - 10	10.9 on 9.5	26.5	9.5	784	1609@50	300/AA/A	
275/30ZR20/XL	97(Y) MO	30K	BSW	27459	9 - 10	10.9 on 9.5	26.5	9.5	784	1609@50	300/AA/A	MB
275/30ZR20/XL	97Y T0	30K	BSW	08787	9 - 10	10.9 on 9.5	26.5	9	784	1609@50	300/AA/A	TES
275/35ZR20/XL	102(Y) *	30K	BSW	22176	9 - 11	10.9 on 9.5	27.6	9	755	1874@50	300/AA/A	BMW
275/35ZR20/XL	102(Y)	30K	BSW	33200	9 - 11	10.9 on 9.5	27.6	9.5	755	1874@50	300/AA/A	
275/40ZR20/XL	106(Y)	30K	BSW	39467	9 - 11	10.9 on 9.5	28.7	9.5	726	2094@50	300/AA/A	
285/25ZR20/XL	93(Y)	30K	BSW	69230	10.5 - 10.5	11.6 on 10.5	25.6	9.5	813	1433@50	300/AA/A	
285/30ZR20/XL	99(Y)	30K	BSW	44926	9.5 - 10.5	11.4 on 10	26.8	9.5	777	1709@50	300/AA/A	

MICHELIN® Pilot® Sport 4 S

Tire Size	Service Description	Limited Warranty	Side-wall	MSPN	Rim Width Range (inches)	Section Width on Measuring Rim Width (inches)	Overall Diameter (inches)	Tread Depth (in/32nds)	Rev/ Mile @45 mph	Max Load Single (lbs@psi)	UTQG	O.E. Fitments
285/35ZR20/XL	104(Y) K2	30K	BSW	98060	9.5 - 11	11.4 on 10	27.9	9	746	1984@50	300/AA/A	FER
285/35ZR20/XL	104(Y) *	30K	BSW	70968	9.5 - 11	11.4 on 10	27.9	9	746	1984@50	300/AA/A	BMW
285/35ZR20/XL	104(Y)	30K	BSW	09209	9.5 - 11	11.4 on 10	27.9	9.5	746	1984@50	300/AA/A	
295/25ZR20/XL	95(Y)	30K	BSW	59499	10 - 11	11.9 on 10.5	25.8	9.5	805	1521@50	300/AA/A	
295/30ZR20/XL	101(Y) MO1	30K	BSW	96583	10 - 11	11.9 on 10.5	27	9.5	770	1819@50	300/AA/A	MB
295/30ZR20/XL	101(Y)	30K	BSW	06016	10 - 11	11.9 on 10.5	27	9.5	770	1819@50	300/AA/A	
295/35ZR20/XL	105(Y) MO1	30K	BSW	77934	10 - 11.5	11.9 on 10.5	28.1	9.5	740	2039@50	300/AA/A	MB
295/35ZR20/XL	105(Y)	30K	BSW	50466	10 - 11.5	11.9 on 10.5	28.1	9.5	740	2039@50	300/AA/A	
295/35ZR20/XL	105(Y) K1	30K	BSW	25083	10 - 11.5	11.9 on 10.5	28.1	9.5	740	2039@50	300/AA/A	FER
305/25ZR20/XL	97(Y)	30K	BSW	09881	10.5 - 11.5	12.3 on 11	26	9.5	801	1609@50	300/AA/A	
305/30ZR20/XL	103(Y) N0	30K	BSW	23115	10.5 - 11.5	12.3 on 11	27.2	9	764	1929@50	300/AA/A	POR
305/30ZR20/XL	103(Y)	30K	BSW	06890	10.5 - 11.5	12.3 on 11	27.2	9.5	764	1929@50	300/AA/A	
305/30ZR20/XL	103(Y) AO	30K	BSW	08763	10.5 - 11.5	12.3 on 11	27.2	9	764	1929@50	300/AA/A	AUD
305/35ZR20	104(Y)	30K	BSW	20855	10 - 12	12.3 on 11	28.4	9.5	732	1984@51	300/AA/A	
325/25ZR20/XL	101(Y)	30K	BSW	78900	11.5 - 12.5	13.2 on 12	26.4	9.5	788	1819@50	300/AA/A	
345/30ZR20	106(Y)	30K	BSW	70264	11.5 - 12.5	13.8 on 12	28.2	9.5	738	2094@51	300/AA/A	
245/30ZR21/XL	91(Y)	30K	BSW	44019	8 - 9	9.8 on 8.5	26.8	9.5	776	1356@50	300/AA/A	
245/35ZR21/XL	96Y T0	30K	BSW	01875	8 - 9.5	9.8 on 8.5	27.8	9	749	1565@50	300/AA/A	TES
255/30ZR21/XL	93(Y)	30K	BSW	24541	8.5 - 9.5	10.2 on 9	27.1	9.5	769	1433@50	300/AA/A	
255/35ZR21/XL	98(Y)	30K	BSW	00832	8.5 - 10	10.2 on 9	28	9.5	743	1653@50	300/AA/A	
255/40ZR21/XL	102(Y) *	30K	BSW	06699	8.5 - 10	10.2 on 9	29	9	717	1874@50	300/AA/A	BMW
265/30ZR21/XL	96(Y)	30K	BSW	28170	9 - 10	10.7 on 9.5	27.3	9.5	762	1565@50	300/AA/A	
265/35ZR21/XL	101(Y)	30K	BSW	14189	9 - 10.5	10.7 on 9.5	28.3	9.5	735	1819@50	300/AA/A	
265/35ZR21/XL	101Y T0	30K	BSW	58214	9 - 10.5	10.7 on 9.5	28.3	9	735	1819@50	300/AA/A	TES
265/40ZR21/XL	105(Y) MO1	30K	BSW	02987	9 - 10.5	10.7 on 9.5	29.3	9.5	709	2039@50	300/AA/A	MB
265/40ZR21/XL	105(Y) *	30K	BSW	73316	9 - 10.5	10.7 on 9.5	29.3	9	709	2039@50	300/AA/A	BMW
275/30ZR21/XL	98(Y)	30K	BSW	19555	9 - 10	10.9 on 9.5	27.5	9.5	756	1653@50	300/AA/A	
275/35ZR21/XL	103(Y) MO1	30K	BSW	46771	9 - 11	10.9 on 9.5	28.5	9.5	729	1929@50	300/AA/A	MB
275/35ZR21/XL	103(Y)	30K	BSW	09857	9 - 11	10.9 on 9.5	28.5	9.5	729	1929@50	300/AA/A	
295/25ZR21/XL	96(Y)	30K	BSW	33069	10 - 11	11.9 on 10.5	26.8	9.5	776	1565@50	300/AA/A	
295/30ZR21/XL	102(Y)	30K	BSW	62547	10 - 11	11.9 on 10.5	28	9.5	743	1874@50	300/AA/A	
295/35ZR21/XL	107(Y) MO1	30K	BSW	58070	10 - 11.5	11.8 on 10.5	29.1	9	715	2149@50	300/AA/A	MB
305/25ZR21/XL	98(Y)	30K	BSW	21039	10.5 - 11.5	12.3 on 11	27	9.5	771	1653@50	300/AA/A	
315/30ZR21/XL	105(Y) MO1	30K	BSW	09034	10.5 - 11.5	12.6 on 11	28.5	9.5	731	2039@50	300/AA/A	MB
325/25ZR21/XL	102(Y)	30K	BSW	14828	11.5 - 12.5	13.2 on 12	27.4	9.5	760	1874@50	300/AA/A	
325/30ZR21/XL	108(Y)	30K	BSW	43501	11 - 12	13 on 11.5	28.7	9.5	725	2205@50	300/AA/A	
255/30ZR22/XL	95(Y)	30K	BSW	23289	8.5 - 9.5	10.2 on 9	28.1	9.5	741	1521@50	300/AA/A	
265/40ZR22/XL	106(Y)	30K	BSW	67853	9 - 10.5	10.7 on 9.5	30.4	9.5	685	2094@50	300/AA/A	
275/40ZR22/XL	108(Y)	30K	BSW	27354	9 - 11	10.9 on 9.5	30.7	9.5	678	2205@50	300/AA/A	
285/30ZR22/XL	101(Y)	30K	BSW	23689	9.5 - 10.5	11.4 on 10	28.8	9.5	723	1819@50	300/AA/A	
285/35ZR22/XL	106(Y)	30K	BSW	35726	9.5 - 11	11.4 on 10	29.9	9.5	696	2094@50	300/AA/A	
295/25ZR22/XL	97(Y)	30K	BSW	19577	10 - 11	11.9 on 10.5	27.8	9.5	747	1609@50	300/AA/A	

MICHELIN® Pilot® Super Sport

Born from endurance racing, MICHELIN® Pilot® Super Sport gives you the exhilaration of driving the best performing street tire in the world.



SUMMER TIRE



Up to 12% better handling than leading competitors ¹


Inspired by the same engineering that has powered 13 consecutive victories at 24 Hours of Le Mans.

Up to 2x longer lasting than leading competitors ¹

Optimized through technology of Variable Contact Patch 2.0 and Twaron® belt package for long even wear.

Better braking than leading competitors ¹

Bi-compound delivers excellent dry braking using Le Mans-inspired compound on the outer shoulder and the latest generation of wet-oriented elastomers on the inner portion of the tread.



Popular Replacement Market Fitments:

- Porsche 997
- Porsche Panamera GTS
- BMW 3-Series
- BMW M5
- Audi R8
- Ferrari 599

¹ Based upon commissioned 3rd party testing conducted by TÜV Automotive and DEKRA Test Center of Michelin® Pilot® Super Sport vs. Bridgestone® Potenza™ RE050A, Continental® ContiSportContact™ 5P, Dunlop® SP Sport Maxx® GT, Goodyear® Eagle® F1 Asymmetric and Pirelli® P Zero™ tires.



MICHELIN® Pilot® Super Sport

Tire Size	Service Description	Limited Warranty	Side-wall	MSPN	Rim Width Range (inches)	Section Width on Measuring Rim Width (inches)	Overall Diameter (inches)	Tread Depth (in/32nds)	Rev/ Mile @45 mph	Max Load Single (lbs@psi)	UTQG	O.E. Fitments
205/45ZR17/XL	88(Y) *	30K	BSW	68599	6.5 - 7.5	8.1 on 7	24.3	10	858	1235@50	300/AA/A	BMW
205/45ZR17/XL	88(Y)	30K	BSW	30661	6.5 - 7.5	8.1 on 7	24.3	10	858	1235@50	300/AA/A	FOR
225/35ZR18/XL	87(Y)	30K	BSW	15493	7.5 - 9	9.1 on 8	24.2	10	859	1201@50	300/AA/A	
225/40ZR18	88Y *	30K	BSW	49739	7.5 - 9	9.1 on 8	25.1	9	829	1235@51	300/AA/A	BMW
225/40ZR18/XL	92Y HN	30K	BSW	91154	7.5 - 9	9.1 on 8	25.1	9	829	1389@50	300/AA/A	HYN
225/40ZR18/XL	92Y *	30K	BSW	82315	7.5 - 9	9.1 on 8	25.1	10	829	1389@50	300/AA/A	MIN
225/45ZR18/XL	95(Y) *	30K	BSW	18580	7 - 8.5	8.9 on 7.5	25.9	9	802	1521@50	300/AA/A	BMW
245/35ZR18/XL	92Y *	30K	BSW	01088	8 - 9.5	9.7 on 8.5	24.5	9	840	1389@50	300/AA/A	BMW
P245/40ZR18	93(Y) TPC	30K	BSW	69693	8 - 9.5	9.8 on 8.5	25.7	9	809	1433@51	300/AA/A	GM
245/40ZR18	93(Y) *	30K	BSW	37874	8 - 9.5	9.8 on 8.5	25.7	10	809	1433@51	300/AA/A	BMW
245/40ZR18/XL	97Y MO	30K	BSW	08385	8 - 9.5	9.8 on 8.5	25.7	10	809	1609@50	300/AA/A	MB
255/35ZR18/XL	94(Y) TPC	30K	BSW	03772	8.5 - 10	10.2 on 9	25	8.5	832	1477@50	300/AA/A	CAD
255/40ZR18	95(Y) *	30K	BSW	40116	8.5 - 10	10.2 on 9	26	10	799	1521@51	300/AA/A	BMW
255/40ZR18/XL	99(Y) MO1	30K	BSW	13251	8.5 - 10	10.2 on 9	26	9.5	799	1709@50	300/AA/A	MB
265/40ZR18/XL	101Y MO	30K	BSW	96083	9 - 10.5	10.7 on 9.5	26.3	10	790	1819@50	300/AA/A	MB
265/40ZR18	97(Y) *	30K	BSW	22451	9 - 10.5	10.7 on 9.5	26.3	10	790	1609@51	300/AA/A	BMW
275/35ZR18/XL	99(Y) TPC	30K	BSW	71226	9 - 11	10.9 on 9.5	25.6	8.5	814	1709@50	300/AA/A	CAD
275/40ZR18	99(Y) *	30K	BSW	02344	9 - 11	10.9 on 9.5	26.7	10	780	1709@51	300/AA/A	BMW
285/35ZR18/XL	101(Y) MO1	30K	BSW	22320	9.5 - 11	11.4 on 10	25.9	9.5	804	1819@50	300/AA/A	MB
295/35ZR18/XL	103(Y)	30K	BSW	07934	10 - 11.5	11.8 on 10.5	26.1	10	797	1929@50	300/AA/A	
225/35ZR19/XL	88(Y)	30K	BSW	84453	7.5 - 9	9.1 on 8	25.2	9.5	824	1235@50	300/AA/A	
235/30ZR19/XL	86(Y)	30K	BSW	21907	8.5 - 8.5	9.5 on 8.5	24.6	10	845	1168@50	300/AA/A	
235/35ZR19/XL	91(Y)	30K	BSW	18607	8 - 9.5	9.5 on 8.5	25.5	10	817	1356@50	300/AA/A	FOR
235/35ZR19/XL	91(Y)	30K	BSW	16289	8 - 9.5	9.5 on 8.5	25.5	10	817	1356@50	300/AA/A	
P245/35ZR19	89(Y) TPC	30K	BSW	22605	8 - 9.5	9.8 on 8.5	25.8	8.5	807	1279@51	300/AA/A	GM
245/35ZR19/XL	93(Y) *	30K	BSW	08781	8 - 9.5	9.8 on 8.5	25.8	10	807	1433@50	300/AA/A	BMW
245/35ZR19/XL	93Y MO	30K	BSW	30260	8 - 9.5	9.8 on 8.5	25.8	10	807	1433@50	300/AA/A	MB
245/40RF21	96Y	30K	BSW	53473	8 - 9.5	9.8 on 8.5	28.7	9.5	725	1565@51	300/AA/A	LEX
245/40ZR19/XL	98(Y)	30K	BSW	36814	8 - 9.5	9.8 on 8.5	26.7	10	778	1653@50	300/AA/A	
275/35RF21	99Y	30K	BSW	40782	9 - 11	10.9 on 9.5	28.5	9.5	729	1709@51	300/AA/A	LEX
255/30ZR19/XL	91(Y)	30K	BSW	47308	8.5 - 9.5	10.2 on 9	25.1	9.5	829	1356@50	300/AA/A	
255/35ZR19	92(Y)	30K	BSW	90967	8.5 - 10	10.2 on 9	26	10	799	1389@51	300/AA/A	LEX
255/35ZR19/XL	96(Y) *	30K	BSW	21931	8.5 - 10	10.2 on 9	26	10	799	1565@50	300/AA/A	BMW
255/35ZR19/XL	96(Y) *	30K	BSW	02791	8.5 - 10	10.2 on 9	26	10	799	1565@50	300/AA/A	BMW
255/35ZR19/XL	96(Y)	30K	BSW	31567	8.5 - 10	10.2 on 9	26	10	799	1565@50	300/AA/A	
255/35ZR19/XL	96(Y) MO	30K	BSW	08292	8.5 - 10	10.2 on 9	26	10	799	1565@50	300/AA/A	MB
255/45ZR19	100(Y) N0	30K	BSW	00264	8 - 9.5	10 on 8.5	28.1	9	741	1764@51	300/AA/A	POR
265/35ZR19/XL	98(Y) N0	30K	BSW	54687	9 - 10.5	10.7 on 9.5	26.3	9	790	1653@50	300/AA/A	POR
265/35ZR19/XL	98(Y) TPC	30K	BSW	99954	9 - 10.5	10.7 on 9.5	26.3	9	790	1653@50	300/AA/A	CAD
265/35ZR19/XL	98(Y) MO	30K	BSW	59800	9 - 10.5	10.7 on 9.5	26.3	10	790	1653@50	300/AA/A	MB
265/35ZR19/XL	98(Y) *	30K	BSW	33791	9 - 10.5	10.7 on 9.5	26.3	10	790	1653@50	300/AA/A	BMW
265/35ZR19/XL	98Y MO1	30K	BSW	43081	9 - 10.5	10.7 on 9.5	26.3	10	790	1653@50	300/AA/A	MB
265/40ZR19/XL	102(Y) *	30K	BSW	13092	9 - 10.5	10.7 on 9.5	27.4	9	760	1874@51	300/AA/A	BMW
275/35ZR19/XL	100(Y) *	30K	BSW	10300	9 - 11	10.9 on 9.5	26.6	10	783	1764@50	300/AA/A	BMW
275/35ZR19	96(Y)	30K	BSW	69959	9 - 11	10.9 on 9.5	26.6	10	783	1565@51	300/AA/A	LEX
P285/30ZR19	94(Y) TPC	30K	BSW	05916	9.5 - 10.5	11.4 on 10	25.8	7.4	807	1477@51	300/AA/A	GM
285/30ZR19/XL	98(Y) MO1	30K	BSW	07078	9.5 - 10.5	11.4 on 10	25.8	9.5	807	1653@50	300/AA/A	MB
P285/35ZR19	99(Y) TPC	30K	BSW	10332	9.5 - 11	11.4 on 10	26.7	10	774	1709@51	300/AA/A	GM
285/40ZR19	103(Y) N0	30K	BSW	87806	9.5 - 11	11.4 on 10	28	9	743	1929@51	300/AA/A	POR
295/30ZR19/XL	100(Y) TPC	30K	BSW	21027	10 - 11	11.8 on 10.5	26	9	799	1764@50	300/AA/A	CAD
295/30ZR19/XL	100(Y)	30K	BSW	78686	10 - 11	11.9 on 10.5	26	10	799	1764@50	300/AA/A	

Continued ►

MICHELIN® Pilot® Super Sport

Tire Size	Service Description	Limited Warranty	Side-wall	MSPN	Rim Width Range (inches)	Section Width on Measuring Rim Width (inches)	Overall Diameter (inches)	Tread Depth (in/32nds)	Rev/ Mile @45 mph	Max Load Single (lbs@psi)	UTQG	O.E. Fit-ments
295/35ZR19	100(Y)	30K	BSW	08022	10 - 11.5	11.9 on 10.5	27.1	7.5	767	1764@51	300/AA/A	FOR
295/35ZR19/XL	104(Y) *	30K	BSW	10261	10 - 11.5	11.9 on 10.5	27.1	9	767	1984@51	300/AA/A	BMW
295/35ZR19/XL	104(Y) MO	30K	BSW	37907	10 - 11.5	11.8 on 10.5	27.1	10	767	1984@50	300/AA/A	MB
305/35ZR19	102(Y)	30K	BSW	39527	10 - 12	12.3 on 11	27.4	8	758	1874@51	300/AA/A	FOR
345/30ZR19/XL	109(Y)	30K	BSW	29703	11.5 - 12.5	13.8 on 12	27.2	9	765	2271@50	300/AA/A	
235/35ZR20/XL	92(Y) K1	30K	BSW	07688	8 - 9.5	9.5 on 8.5	26.5	10	786	1389@50	300/AA/A	FER
245/35ZR20/XL	95(Y) K1	30K	BSW	20206	8 - 9.5	9.8 on 8.5	26.8	9	777	1521@50	300/AA/A	FER
245/35ZR20/XL	95(Y) K3	30K	BSW	10412	8 - 9.5	9.8 on 8.5	26.8	9	777	1521@50	300/AA/A	FER
245/35ZR20/XL	95(Y) K2	30K	BSW	90983	8 - 9.5	9.8 on 8.5	26.8	9	777	1521@50	300/AA/A	FER
245/35ZR20/XL	95(Y) VOL	30K	BSW	05325	8 - 9.5	9.8 on 8.5	26.8	9	777	1521@50	300/AA/A	VOV
245/35ZR20/XL	95(Y)	30K	BSW	74634	8 - 9.5	9.8 on 8.5	26.8	10	777	1521@50	300/AA/A	
245/35ZR20/XL	95Y *	30K	BSW	18333	8 - 9.5	9.76 on 8.5	26.7	9	777	1521@50	300/AA/A	BMW
245/40ZR20/XL	99(Y) *	30K	BSW	04032	8 - 9.5	9.8 on 8.5	27.7	9	750	1709@50	300/AA/A	BMW
255/35ZR20/XL	97(Y) K2	30K	BSW	48527	8.5 - 10	10.2 on 9	27	7	770	1609@50	300/AA/A	FER
255/40ZR20/XL	101(Y) N0	30K	BSW	94380	8.5 - 10	10.2 on 9	28	9	742	1819@50	300/AA/A	POR
265/30ZR20/XL	94(Y) *	30K	BSW	04997	9 - 10	10.7 on 9.5	26.3	9	791	1477@50	300/AA/A	BMW
265/35ZR20/XL	99(Y) *	30K	BSW	78123	9 - 10.5	10.7 on 9.5	27.3	9	761	1709@50	300/AA/A	BMW
275/30ZR20/XL	97Y *	30K	BSW	12049	9 - 10	10.9 on 9.5	26.5	9	784	1609@50	300/AA/A	BMW
275/35ZR20/XL	102(Y) *	30K	BSW	34965	9 - 11	10.9 on 9.5	27.6	9	755	1874@50	300/AA/A	BMW
P285/30ZR20	95(Y) TPC	30K	BSW	49375	9.5 - 10.5	11.4 on 10	26.8	9	777	1521@51	300/AA/A	GM
285/30ZR20/XL	99(Y) K1	30K	BSW	71509	9.5 - 10.5	11.4 on 10	26.8	7	777	1709@50	300/AA/A	FER
285/30ZR20/XL	99(Y) *	30K	BSW	80913	9.5 - 10.5	11.4 on 10	26.8	9	777	1709@50	300/AA/A	BMW
285/30ZR20/XL	99(Y) MO1	30K	BSW	92632	9.5 - 10.5	11.4 on 10	26.8	10	777	1709@50	300/AA/A	MB
285/35ZR20/XL	104(Y) K2	30K	BSW	90864	9.5 - 11	11.4 on 10	27.9	9	746	1984@50	300/AA/A	FER
295/30ZR20/XL	101(Y) *	30K	BSW	10427	10 - 11	11.9 on 10.5	27	9	770	1819@50	300/AA/A	BMW
295/30ZR20/XL	101(Y) MO	30K	BSW	02623	10 - 11	11.9 on 10.5	27	10	770	1819@50	300/AA/A	MB
295/35ZR20	101(Y) K1	30K	BSW	28274	10 - 11.5	11.9 on 10.5	28.1	9	740	1819@51	300/AA/A	FER
295/35ZR20/XL	105(Y) N0	30K	BSW	70657	10 - 11.5	11.9 on 10.5	28.1	9	740	2039@50	300/AA/A	POR
295/35ZR20/XL	105(Y) K1	30K	BSW	09045	10 - 11.5	11.9 on 10.5	28.1	9	740	2039@50	300/AA/A	FER
305/30ZR20/XL	103(Y) K3	30K	BSW	48442	10.5 - 11.5	12.3 on 11	27.2	9	764	1929@50	300/AA/A	FER
305/30ZR20/XL	103(Y) MO	30K	BSW	44476	10.5 - 12	12.3 on 11	27.2	10	764	1929@50	300/AA/A	MB
315/35ZR20/XL	110(Y) K1	30K	BSW	19605	10.5 - 12.5	12.6 on 11	28.7	7	726	2337@50	300/AA/A	FER
315/35ZR20/XL	110(Y) K2	30K	BSW	79340	10.5 - 12.5	12.6 on 11	28.7	10	726	2337@50	300/AA/A	FER
P335/25ZR20	99(Y) TPC	30K	BSW	02430	11.5 - 12.5	13.5 on 12	26.6	7.8	782	1709@51	300/AA/A	GM
335/30ZR20/XL	108(Y) N0	30K	BSW	07218	11.5 - 12.5	13.5 on 12	28	9	744	2205@50	300/AA/A	POR
245/35ZR21/XL	96(Y)	30K	BSW	22114	8 - 9.5	9.8 on 8.5	27.8	9.5	749	1565@50	300/AA/A	
245/35ZR21/XL	96(Y) T0	30K	BSW	31708	8 - 9.5	9.8 on 8.5	27.8	10	749	1565@50	300/AA/A	TES
245/35ZR21/XL	96(Y) T0	30K	BSW	86103	8 - 9.5	9.8 on 8.5	27.8	10	749	1565@50	300/AA/A	TES
255/35ZR21/XL	98(Y)	30K	BSW	51251	8.5 - 10	10.2 on 9	28	10	743	1653@50	300/AA/A	
265/35ZR21/XL	101(Y) T0	30K	BSW	96755	9 - 10.5	10.7 on 9.5	28.3	10	735	1819@50	300/AA/A	TES
265/35ZR21/XL	101(Y) T0	30K	BSW	04778	9 - 10.5	10.7 on 9.5	28.3	10	735	1819@50	300/AA/A	TES
275/30ZR21/XL	98(Y)	30K	BSW	46347	9 - 10	10.9 on 9.5	27.5	9.5	756	1653@50	300/AA/A	
285/35ZR21/XL	105Y *	30K	BSW	45895	9.5 - 11	11.4 on 10	28.9	10	721	2039@50	300/AA/A	BMW
325/30ZR21/XL	108Y *	30K	BSW	74995	11 - 12	13 on 11.5	28.7	10	725	2205@50	300/AA/A	BMW
265/30ZR22/XL	97(Y)	30K	BSW	76955	9 - 10	10.7 on 9.5	28.3	10	735	1609@50	300/AA/A	
275/35ZR22/XL	104(Y)	30K	BSW	16452	9 - 11	10.9 on 9.5	29.6	10	703	1984@50	300/AA/A	
295/30ZR22/XL	103(Y)	30K	BSW	85467	10 - 11	11.8 on 10.5	29	10	717	1929@50	300/AA/A	
305/30ZR22/XL	105(Y)	30K	BSW	08609	10.5 - 11.5	12.3 on 11	29.3	10	711	2039@50	300/AA/A	
305/35ZR22/XL	110(Y)	30K	BSW	84034	10 - 12	12.3 on 11	30.4	10	684	2337@50	300/AA/A	
315/25ZR23/XL	102(Y)	30K	BSW	41597	11 - 12	12.8 on 11.5	29.2	10	712	1874@50	300/AA/A	



MICHELIN®
Pilot® Sport PS2™

Exceptional performance for drivers demanding precise sport handling. Original equipment on renowned sports cars like BMW M3, Porsche 911 and Chevrolet Corvette ZR1.



SUMMER TIRE



Chosen by the world's top sports car manufacturers.

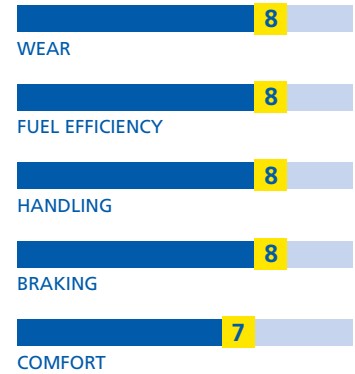
Tires that meet or exceed the discriminating standards of the biggest names in the ultra-high performance category.

High performance cornering.

Tread design breaks traditional compromises by putting more rubber on the road to facilitate precise cornering and consistent straight-line performance.

Outstanding wet and dry performance.

Unique tread design utilizes both a semislick outer tread and a wet-styled innertread to help deliver high levels of wet and dry performance.



Popular Replacement Market Fitments:

- Bugatti Veyron
- Mercedes-Benz SLR
- BMW M3
- Chevrolet Corvette C5
- Chevrolet Corvette C6
- Ferrari F430
- Porsche 911



MICHELIN® Pilot® Sport PS2™

Tire Size	Service Description	Limited Warranty	Side-wall	MSPN	Rim Width Range (inches)	Section Width on Measuring Rim Width (inches)	Overall Diameter (inches)	Tread Depth (in/32nds)	Rev/ Mile @45 mph	Max Load Single (lbs@psi)	UTQG	O.E. Fitments
205/50ZR17	89(Y) N3	20K	BSW	18655	5.5 - 7.5	8.4 on 6.5	25.1	8.5	828	1276@51	220/AA/A	POR
205/55ZR17/XL	95Y N1	20K	BSW	61958	5.5 - 7.5	8.4 on 6.5	25.9	9.5	803	1521@50	220/AA/A	POR
225/45ZR17/XL	94(Y) N3	20K	BSW	14015	7 - 8.5	8.9 on 7.5	25	9.5	833	1477@50	220/AA/A	POR
235/50ZR17	96Y N1	20K	BSW	52497	6.5 - 8.5	9.7 on 7.5	26.3	8.5	791	1565@51	220/AA/A	POR
255/40ZR17	94(Y) N3	20K	BSW	11435	8.5 - 10	10.2 on 9	25	9.5	831	1477@51	220/AA/A	POR
265/40ZR17	96Y	20K	BSW	44359	9 - 10.5	10.7 on 9.5	25.3	9.5	822	1565@51	220/AA/A	
275/40ZR17	98(Y)	20K	RRBL	39119	9 - 11	10.9 on 9.5	25.6	9.5	814	1653@50	220/AA/A	
335/35ZR17	106(Y)	20K	RRBL	36717	11 - 13	13.5 on 12	26.2	9.5	799	2094@51	220/AA/A	
225/40ZR18	88Y *	20K	RRBL	84568	7.5 - 9	9.1 on 8	25.1	9.5	829	1235@51	220/AA/A	BMW
225/40ZR18/XL	92(Y) N3	20K	BSW	07003	7.5 - 9	9.1 on 8	25.1	9.5	829	1389@50	220/AA/A	POR
225/40ZR18/XL	92Y MO	20K	BSW	04926	7.5 - 9	9.1 on 8	25.1	9.5	829	1389@50	220/AA/A	MB
235/40ZR18/XL	95(Y) N4	20K	BSW	16460	8 - 9.5	9.5 on 8.5	25.4	8.5	819	1521@50	220/AA/A	POR
245/35ZR18/XL	92Y MO	20K	RRBL	92789	8 - 9.5	9.8 on 8.5	24.8	9.5	840	1389@50	220/AA/A	MB
245/40ZR18	93Y	20K	BSW	78156	8 - 9.5	9.8 on 8.5	25.7	9.5	809	1433@51	220/AA/A	
265/35ZR18/XL	97(Y) N3	20K	BSW	36513	9 - 10.5	10.7 on 9.5	25.3	9.5	822	1609@50	220/AA/A	POR
265/40ZR18/XL	101(Y) N4	20K	BSW	26341	9 - 10.5	10.7 on 9.5	26.3	8.5	790	1819@50	220/AA/A	POR
P275/35ZR18/LL	87(Y)	20K	BSW	43657	9 - 11	10.9 on 9.5	25.6	9.5	814	1201@51	220/AA/A	
275/35ZR18	95Y	20K	BSW	32611	9 - 11	10.9 on 9.5	25.6	9.5	814	1521@51	220/AA/A	
285/30ZR18	93(Y) N3	20K	BSW	42284	9.5 - 10.5	11.4 on 10	24.8	8.5	840	1430@51	220/AA/A	POR
295/30ZR18/XL	98(Y) N4	20K	BSW	24923	10 - 11	11.9 on 10.5	25	8.5	832	1653@50	220/AA/A	POR
295/30ZR18/XL	98(Y) N3	20K	BSW	39489	10 - 11	11.9 on 10.5	25	9.5	832	1653@50	220/AA/A	POR
295/35ZR18	99(Y) N4	20K	BSW	05271	10 - 11.5	11.9 on 10.5	26.1	8.5	797	1709@51	220/AA/A	POR
315/30ZR18	98(Y) N4	20K	BSW	09883	10.5 - 11.5	12.6 on 11	25.5	8.5	817	1653@51	220/AA/A	POR
235/35ZR19/XL	91(Y) N2	20K	BSW	18060	8 - 9.5	9.5 on 8.5	25.5	9	817	1201@50	220/AA/A	POR
245/40ZR19	94(Y) K2	20K	BSW	00736	8 - 9.5	9.8 on 8.5	26.7	9.5	778	1477@51	220/AA/A	FER
245/40ZR19/XL	98(Y) K2	20K	BSW	42398	8 - 9.5	9.8 on 8.5	26.7	8.5	778	1653@51	220/AA/A	FER
255/40ZR19	96(Y) *	20K	BSW	62677	8.5 - 10	10.2 on 9	27.1	9.5	769	1565@51	220/AA/A	BMW
265/35ZR19	94Y N2	20K	BSW	19599	9 - 10.5	10.7 on 9.5	26.3	8.5	790	1477@51	220/AA/A	POR
275/35ZR19/XL	100(Y) *	20K	BSW	06092	9 - 11	10.9 on 9.5	26.6	9.5	783	1764@50	220/AA/A	BMW
285/35ZR19	99(Y) *	20K	BSW	94611	9.5 - 11	11.4 on 10	26.9	9.5	774	1709@51	220/AA/A	BMW
285/40ZR19	103(Y) K2	20K	BSW	29722	9.5 - 11	11.4 on 10	28	9.5	743	1929@51	220/AA/A	FER
295/30ZR19/XL	100(Y) N2	20K	BSW	62471	10 - 11	11.9 on 10.5	26	9	799	1764@50	220/AA/A	POR
305/30ZR19/XL	102(Y) N2	20K	BSW	41526	10.5 - 11.5	12.3 on 11	26.3	8.5	792	1874@50	220/AA/A	POR
P325/30ZR19/LL	94(Y)	20K	BSW	15925	12 - 13	13 on 12	26.7	9.5	778	1477@51	220/AA/A	
265/30ZR20/XL	94(Y) RO1	20K	BSW	74413	9 - 10	10.7 on 9.5	26.3	9.5	791	1477@50	220/AA/A	AUD
275/45R20/XL	110Y MO	20K	RRBL	36773	8.5 - 10.5	10.7 on 9	29.8	9.5	697	2336@50	220/AA/A	MB
305/35ZR20	104(Y) K1	20K	BSW	32857	10 - 12	12.3 on 11	28.4	8.5	732	1984@51	220/AA/A	FER
275/25ZR22/XL	93(Y)	20K	BSW	71287	10 - 10	11.1 on 10	27.4	8.5	758	1430@50	220/AA/A	

MICHELIN®
Pilot® Sport 4

From mind to road. Instantly.



SUMMER TIRE



Control and Reactivity.

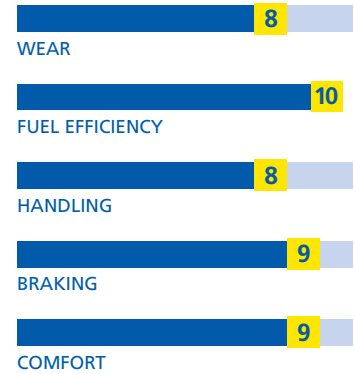
Dynamic Response Technology ensures optimum transmission of steering instructions to the road.

Exceptional Wet and Dry Grip.

Formula-E Tread Pattern combined with a new generation of functional elastomers and silica provide excellent grip and braking.

Improved Efficiency.

Put more power to the pavement with 13% less rolling resistance than the Pilot Sport 3.



Original Equipment Fitments:

Audi A4

Kia CK



MICHELIN® Pilot® Sport 4

Tire Size	Service Description	Limited Warranty	Side-wall	MSPN	Rim Width Range (inches)	Section Width on Measuring Rim Width (inches)	Overall Diameter (inches)	Tread Depth (in/32nds)	Rev/ Mile @45 mph	Max Load Single (lbs@psi)	UTQG	O.E. Fitments
205/40ZR17/XL	84(Y)	20K	BSW	43945	7 - 8	8.4 on 7.5	23.5	9.5	887	1102@50	320/AA/A	
205/45ZR17/XL	88(Y)	20K	BSW	74535	6.5 - 7.5	8.1 on 7	24.3	9.5	858	1234@50	320/AA/A	
205/50ZR17	89W	20K	BSW	25045	5.5 - 7.5	8.4 on 6.5	25.1	9.5	828	1278@51	320/AA/A	
215/55ZR17/XL	98(Y)	20K	BSW	12532	6 - 7.5	8.9 on 7	26.3	9.5	791	1653@50	320/AA/A	
225/45ZR17	91W	20K	BSW	21171	7 - 8.5	8.9 on 7.5	25	9.5	833	1356@51	320/AA/A	
225/55ZR17/XL	101(Y)	20K	BSW	98823	6 - 8	9.2 on 7	26.8	9.5	777	1819@50	320/AA/A	
235/45ZR17/XL	97(Y)	20K	BSW	20092	7.5 - 9	9.3 on 8	25.4	9.5	821	1609@50	320/AA/A	
255/40ZR17/XL	98(Y)	20K	BSW	73679	8.5 - 10	10.2 on 9	25	9.5	831	1653@50	320/AA/A	
215/40R18	85Y	20K	BSW	56011	7 - 8.5	8.6 on 7.5	24.8	9.5	840	1135@51	320/AA/A	SUB
215/45ZR18/XL	93(Y)	20K	BSW	62078	7 - 8	8.4 on 7	25.6	9.5	812	1433@50	320/AA/A	
225/40ZR18/XL	92(Y)	20K	BSW	09869	7.5 - 9	9.1 on 8	25.1	9.5	829	1389@50	320/AA/A	
225/45R18	91W MO	20K	BSW	95625	7 - 8.5	8.9 on 7.5	25.9	9.5	802	1356@51	320/AA/A	MB
225/45R18/XL	95W MO	20K	BSW	21086	7 - 8.5	8.9 on 7.5	25.9	9.5	802	1521@50	320/AA/A	MB
225/45R18/XL	95Y *	20K	BSW	01333	7 - 8.5	8.9 on 7.5	25.9	9.5	802	1521@50	320/AA/A	BMW
225/45R18/XL	95Y *	20K	BSW	91640	7 - 8.5	8.9 on 7.5	25.9	9.5	802	1521@50	320/AA/A	BMW
235/45ZR18/XL	98Y T0	20K	BSW	45912	7.5 - 9	9.3 on 8	26.3	9	790	1653@50	320/AA/A	TES
245/40ZR18	93Y AO	20K	BSW	05629	8 - 9.5	9.8 on 8.5	25.7	9.5	809	1433@51	320/AA/A	AUD
255/40R18/XL	99Y *	20K	BSW	20547	8.5 - 10	10.2 on 9	26	9.5	799	1708@50	320/AA/A	BMW
225/40ZR19/XL	93(Y)	20K	BSW	17160	7.5 - 9	9.1 on 8	26.1	9.5	797	1433@50	320/AA/A	KIA
245/45R19/XL	102Y AO	20K	BSW	38057	7.5 - 9	9.6 on 8	27.7	9.5	751	1874@50	320/AA/A	AUD
255/35ZR19/XL	96(Y)	20K	BSW	30213	8.5 - 10	10.2 on 9	26	9.5	799	1565@50	320/AA/A	KIA
255/40ZR19/XL	100W VOL	20K	BSW	88791	8.5 - 10	10.2 on 9	27.1	9.5	769	1763@50	320/AA/A	VOV
255/40R19/XL	100W VOL	20K	BSW	95379	8.5 - 10	10.2 on 9	27.1	9.5	769	1764@50	320/AA/A	VOV
255/45R19/XL	104Y AO	20K	BSW	56201	8 - 9.5	10 on 8.5	28.1	9.5	741	1984@50	320/AA/A	AUD
255/45R19/XL	104Y AO S1	20K	BSW	21950	8 - 9.5	10 on 8.5	28.1	9.5	741	1984@50	320/AA/A	AUD
265/45ZR19/XL	105(Y) N0	20K	BSW	52924	8.5 - 10	10.5 on 9	28.4	9.5	733	2039@50	300/AA/A	POR
295/40ZR19/XL	108(Y) N0	20K	BSW	06926	10 - 11.5	11.8 on 10.5	28.3	9.5	735	2205@50	300/AA/A	POR
245/45R20/XL	103Y NFO	20K	BSW	64938	7.5 - 9	9.6 on 8	28.7	9.5	726	1929@50	320/AA/A	POR
255/40R20/XL	101Y AO	20K	BSW	26672	8.5 - 10	10.2 on 9	28	9.5	742	1819@50	320/AA/A	AUD
275/40ZR20/XL	106(Y) N0	20K	BSW	71282	9 - 11	10.9 on 9.5	28.7	9.5	726	2094@50	300/AA/A	POR
285/40R20/XL	108Y NFO	20K	BSW	46442	9.5 - 11	11.4 on 10	29	9.5	718	2205@50	320/AA/A	POR
315/35ZR20/XL	110(Y) N0	20K	BSW	72239	10.5 - 12.5	12.6 on 11	28.7	9.5	726	2337@50	300/AA/A	POR
275/35ZR21/XL	103(Y) N0	20K	BSW	63342	9 - 11	10.9 on 9.5	28.5	9.5	729	1929@50	300/AA/A	POR
315/30ZR21/XL	105(Y) N0	20K	BSW	21661	10.5 - 11.5	12.6 on 11	28.5	9.5	731	2039@50	300/AA/A	POR
325/30ZR21/XL	108(Y) N0	20K	BSW	15324	11 - 12	13 on 11.5	28.7	9.5	725	2205@50	300/AA/A	POR

MICHELIN®
Pilot® Sport 3

Tuned to be original equipment on ultra-high performance vehicles such as the Mercedes E63 AMG and Audi A5.



SUMMER TIRE




Outstanding wet performance.

Engineered to excel in wet conditions with the ability to both hold curves without slipping and brake shorter. ¹

The choice of top sports car manufacturers ²

Popular with ultra-high performance car enthusiasts demanding precise steering response.



Original Equipment Fitments:

Audi A5

Mercedes-Benz E63 AMG

¹ Tests conducted in 2009 by Germany's independent TÜV SÜD Automotive centre using 245/40ZR18 Y tires. Compared with the MICHELIN® Pilot® Sport PS2™ tire.
² The MICHELIN® Pilot® Sport range is certified for use on more than 200 Original Equipment models.



MICHELIN® Pilot® Sport 3

Tire Size	Service Description	Limited Warranty	Side-wall	MSPN	Rim Width Range (inches)	Section Width on Measuring Rim Width (inches)	Overall Diameter (inches)	Tread Depth (in/32nds)	Rev/Mile @45 mph	Max Load Single (lbs@psi)	UTQG	O.E. Fitments
205/45ZR16/XL	87W	20K	BSW	77135	6.5 - 7.5	8.1 on 7	23.2	9	895	1202@50	320/AA/A	
225/40ZR18/XL	92Y	20K	BSW	09576	7.5 - 9	9.1 on 8	25.1	9	829	1389@50	320/AA/A	
235/40ZR18/XL	95W	20K	BSW	83533	8 - 9.5	9.5 on 8.5	25.4	9	819	1521@50	320/AA/A	FOR
235/40ZR18/XL	95Y MO	20K	BSW	21773	8 - 9.5	9.5 on 8.5	25.4	9	819	1521@51	320/AA/A	MB
245/35ZR18/XL	92Y	20K	BSW	39048	8 - 9.5	9.7 on 8.5	24.8	9	840	1389@50	320/AA/A	
245/40ZR18/XL	97Y AO	20K	BSW	29964	8 - 9.5	9.8 on 8.5	25.7	8.5	809	1609@50	320/AA/A	AUD
255/35ZR18/XL	94Y	20K	BSW	21236	8.5 - 10	10.2 on 9	25	9.5	832	1477@50	320/AA/A	
255/40ZR18/XL	99(Y) MO1	20K	BSW	71948	8.5 - 10	10.2 on 9	26	9.5	799	1709@50	320/AA/A	MB
285/35ZR18/XL	101(Y) MO1	20K	BSW	13905	9.5 - 11	11.4 on 10	25.9	8.5	804	1819@50	320/AA/A	MB
225/40ZR19/XL	93Y	20K	BSW	05073	7.5 - 9	9.1 on 8	26.1	9	797	1433@50	320/AA/A	
245/45ZR19/XL	102Y MO	20K	BSW	20232	7.5 - 9	9.6 on 8	27.7	9	751	1874@50	320/AA/A	MB
245/45ZR19/XL	102Y T0	20K	BSW	33905	7.5 - 9	9.6 on 8	27.7	9	751	1874@50	320/AA/A	TES
255/35ZR19/XL	96Y AO	20K	BSW	02262	8.5 - 10	10.2 on 9	26	9.5	799	1565@50	320/AA/A	AUD
255/35ZR19/XL	96Y	20K	BSW	05463	8.5 - 10	10.2 on 9	26	9.5	799	1565@50	320/AA/A	
255/40ZR19/XL	100(Y) MO	20K	BSW	51200	8.5 - 10	10.2 on 9	27.1	9.5	769	1753@50	320/AA/A	MB
255/40ZR19/XL	100Y AO	20K	BSW	79600	8.5 - 10	10.2 on 9	27.1	9	769	1753@50	320/AA/A	AUD
275/40ZR19	101Y MO	20K	BSW	38194	9 - 11	11 on 9.5	27.7	9	751	1819@51	320/AA/A	MB
275/40ZR19/XL	105(Y) MO	20K	BSW	82561	9 - 11	10.9 on 9.5	27.7	9.5	751	2039@50	320/AA/A	MB
245/35R20/XL	95Y *MOE	20K	BSW	87416	8 - 9.5	9.8 on 8.5	26.8	9	777	1499@50	320/AA/A	BMW, MB
245/35ZR20/XL	95Y *MOE	20K	BSW	16371	8 - 9.5	9.8 on 8.5	26.8	9	777	1521@50	320/AA/A	BMW, MB
255/40ZR20/XL	101(Y) MO	20K	BSW	81746	8.5 - 10	10.2 on 9	28	9	742	1819@50	320/AA/A	MB
275/30R20/XL	97Y MO	20K	BSW	69212	9 - 10	10.9 on 9.5	26.5	9	784	1620@50	320/AA/A	MB
285/35ZR20/XL	104(Y) MO	20K	BSW	02359	9.5 - 11	11.4 on 10	27.9	9.5	746	1984@50	320/AA/A	MB

MICHELIN®
Pilot® Sport A/S 3+

The Pilot® Sport A/S 3+ is Michelin's ultimate Ultra High Performance All-Season tire combining summer levels of wet and dry grip with cold weather and snow mobility.



ALL-SEASON TIRE



Dominate summer with more dry grip than a leading competitive max performance summer tire. ¹

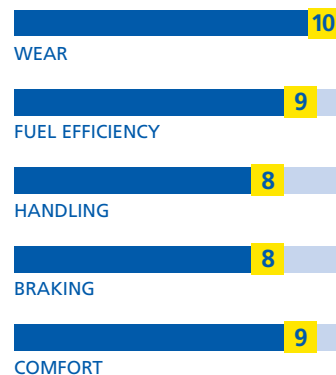
Corner with exacting control. Our Variable Contact Patch 3.0 spreads cornering pressures evenly over the contact patch for more grip and control, plus long-lasting tires.

Control the moment with the shortest braking - wet or dry - of leading competitive all-season UHP tires. ²

You're in control, even when the weather is trying to take over. Our groundbreaking Extreme Silica+ compound stays grippy when wet, while large rain grooves and 3-D sipes help prevent hydroplaning.

Shrug off winter with 28% better snow traction than the MICHELIN® Pilot® Sport A/S 3. ³

A little ice or snow won't slow you down, thanks to advanced Helio+ Technology™ that's built to stick even in the cold. Plus, hidden Biting Edges grab loose snow for fast starts and stops.



Popular Replacement Market Fitments:

- BMW 3/4/5 Series
- Mercedes C-Class
- Lexus IS
- Audi A3/A4/S4
- Chevy Corvette C6/C7
- Volkswagen GTI

¹ Based on internal dry braking tests from 60 mph versus the Continental® ExtremeContact™ DW tire size 225/45ZR17, using a 2015 BMW 328i. Actual on-road results may vary.
² Based on internal braking tests from 50 mph (wet braking) and 60 mph (dry braking) versus the Bridgestone® Potenza™ RE970AS Pole Position™, Continental® ExtremeContact™ DWS06, Pirelli® P ZERO™ ALL SEASON Plus, Goodyear® Eagle® F1 Asymmetric All-Season, Hankook ventus S1 noble2, and Yokohama® ADVAN Sport® A/S in tire size 225/45ZR17, using a 2015 BMW 328i. Actual on-road results may vary.
³ Based on third-party snow traction tests using ASTM Test Method F1805-12 in tire size 215/45ZR18 93Y. Actual on-road results may vary.



MICHELIN® Pilot® Sport A/S 3+

Tire Size	Service Description	Limited Warranty	Side-wall	MSPN	Rim Width Range (inches)	Section Width on Measuring Rim Width (inches)	Overall Diameter (inches)	Tread Depth (in/32nds)	Rev/ Mile @45 mph	Max Load Single (lbs@psi)	UTQG	O.E. Fits
195/45R16/XL	84V	45K	BSW	63711	6 - 7.5	7.7 on 6.5	22.9	10	908	1102@50	500/AA/A	
195/55R16	87V	45K	BSW	66115	5.5 - 7	7.9 on 6	24.4	10	852	1201@44	500/AA/A	
205/50R16	87V	45K	BSW	46528	5.5 - 7.5	8.4 on 6.5	24.1	10	863	1201@44	500/AA/A	
205/55R16	91H	45K	BSW	27337	5.5 - 7.5	8.4 on 6.5	24.9	10	836	1356@44	500/AA/A	
205/55R16	91V	45K	BSW	04290	5.5 - 7.5	8.4 on 6.5	24.9	10	836	1356@44	500/AA/A	
205/55ZR16	91Y	45K	BSW	98920	5.5 - 7.5	8.4 on 6.5	24.9	10	836	1356@51	500/AA/A	
215/55R16/XL	97V	45K	BSW	21910	6 - 7.5	8.9 on 7	25.3	10	823	1609@50	500/AA/A	
225/50ZR16	92Y	45K	BSW	17757	6 - 8	9.2 on 7	24.9	10	836	1389@51	500/AA/A	
205/40R17/XL	84V	45K	BSW	88737	7 - 8	8.4 on 7.5	23.5	10	887	1102@50	500/AA/A	
205/45R17	84V	45K	BSW	01512	6.5 - 7.5	8.1 on 7	24.3	10	858	1102@44	500/AA/A	
205/45ZR17	84W	45K	BSW	25697	6.5 - 7.5	8.1 on 7	24.3	10	858	1102@51	500/AA/A	
205/50R17/XL	93V	45K	BSW	06233	5.5 - 7.5	8.4 on 6.5	25.1	10	828	1433@50	500/AA/A	
205/50ZR17/XL	93Y	45K	BSW	20209	5.5 - 7.5	8.4 on 6.5	25.1	10	828	1433@50	500/AA/A	
215/45R17	87V	45K	BSW	05287	7 - 8	8.4 on 7	24.7	10	844	1201@44	500/AA/A	
215/45ZR17/XL	91W	45K	BSW	67273	7 - 8	8.4 on 7	24.7	10	844	1356@50	500/AA/A	
225/45R17/XL	94V	45K	BSW	69020	7 - 8.5	8.9 on 7.5	25	10	833	1356@50	500/AA/A	
225/45ZR17/XL	94Y	45K	BSW	19627	7 - 8.5	8.9 on 7.5	25	10	833	1356@50	500/AA/A	
225/50ZR17	94W	45K	BSW	05760	6 - 8	9.2 on 7	25.9	10	803	1477@51	500/AA/A	
225/50R17/XL	98V	45K	BSW	86454	6 - 8	9.2 on 7	25.9	10	803	1653@50	500/AA/A	
225/55R17	97V	45K	BSW	59418	6 - 8	9.2 on 7	26.8	10	777	1609@44	500/AA/A	
235/45R17/XL	97V	45K	BSW	13855	7.5 - 9	9.3 on 8	25.4	10	821	1609@50	500/AA/A	
235/45ZR17/XL	97Y	45K	BSW	53365	7.5 - 9	9.3 on 8	25.4	10	821	1609@50	500/AA/A	
235/50ZR17	96Y	45K	BSW	70734	6.5 - 8.5	9.7 on 7.5	26.3	10	791	1565@51	500/AA/A	
235/55ZR17	99W	45K	BSW	33603	6.5 - 8.5	9.7 on 7.5	27.2	10	766	1709@51	500/AA/A	
245/40R17	91V	45K	BSW	10858	8 - 9.5	9.8 on 8.5	24.7	10	841	1356@44	500/AA/A	
245/40ZR17	91Y	45K	BSW	66770	8 - 9.5	9.8 on 8.5	24.7	10	841	1356@51	500/AA/A	
245/45ZR17	95(Y)	30K	BSW	95937	7.5 - 9	9.6 on 8	25.7	10	810	1521@51	500/AA/A	
245/45R17/XL	99V	45K	BSW	15115	7.5 - 9	9.6 on 8	25.7	10	810	1709@50	500/AA/A	
245/45ZR17/XL	99Y	45K	BSW	02824	7.5 - 9	9.6 on 8	25.7	10	810	1709@50	500/AA/A	
255/40ZR17	94Y	45K	BSW	30290	8.5 - 10	10.2 on 9	25	10	831	1477@51	500/AA/A	
205/40ZR18/XL	86W	45K	BSW	47956	7 - 8	8.4 on 7.5	24.5	10	851	1168@50	500/AA/A	
215/40ZR18	85Y	45K	BSW	39949	7 - 8.5	8.6 on 7.5	24.8	10	840	1135@51	500/AA/A	
215/45ZR18/XL	93Y	45K	BSW	35682	7 - 8	8.4 on 7	25.6	10	812	1433@50	500/AA/A	
225/40ZR18/XL	92Y	45K	BSW	80535	7.5 - 9	9.1 on 8	25.1	10	829	1389@50	500/AA/A	
225/45R18/XL	95V	45K	BSW	17674	7 - 8.5	8.9 on 7.5	25.9	10	802	1521@50	500/AA/A	
225/45ZR18/XL	95Y	45K	BSW	08471	7 - 8.5	8.9 on 7.5	25.9	10	802	1521@50	500/AA/A	
225/50R18	95V	45K	BSW	86480	6 - 8	9.2 on 7	26.9	10	774	1521@44	500/AA/A	
225/50ZR18	95W	45K	BSW	15274	6 - 8	9.2 on 7	26.9	10	774	1521@51	500/AA/A	
235/40ZR18/XL	95Y	45K	BSW	75629	8 - 9.5	9.5 on 8.5	25.4	10	819	1521@50	500/AA/A	
235/45R18/XL	98V	45K	BSW	50602	7.5 - 9	9.3 on 8	26.3	10	790	1653@50	500/AA/A	
235/50ZR18	97Y	45K	BSW	08672	6.5 - 8.5	9.7 on 7.5	27.3	10	762	1609@51	500/AA/A	
235/55R18	100V	45K	BSW	58018	6.5 - 8.5	9.7 on 7.5	28.2	10	739	1764@44	500/AA/A	
245/35ZR18/XL	92Y	45K	BSW	43368	8 - 9.5	9.8 on 8.5	24.8	10	840	1389@50	500/AA/A	
245/40ZR18	93(Y)	30K	BSW	25155	8 - 9.5	9.8 on 8.5	25.7	10	809	1433@51	500/AA/A	
245/40R18/XL	97V	45K	BSW	24931	8 - 9.5	9.8 on 8.5	25.7	10	809	1609@50	500/AA/A	
245/40ZR18/XL	97Y	45K	BSW	02550	8 - 9.5	9.8 on 8.5	25.7	10	809	1609@50	500/AA/A	
245/45ZR18/XL	100Y	45K	BSW	71313	7.5 - 9	9.6 on 8	26.7	10	780	1764@50	500/AA/A	
245/45R18	96V	45K	BSW	64614	7.5 - 9	9.6 on 8	26.7	10	780	1565@44	500/AA/A	
255/35ZR18/XL	94Y	45K	BSW	72614	8.5 - 10	10.2 on 9	25	10	832	1477@50	500/AA/A	
255/40ZR18	95Y	45K	BSW	83380	8.5 - 10	10.2 on 9	26	10	799	1521@51	500/AA/A	
255/45ZR18	99Y	45K	BSW	07793	8 - 9.5	10 on 8.5	27.1	10	769	1709@51	500/AA/A	
265/35ZR18/XL	97Y	45K	BSW	45753	9 - 10.5	10.7 on 9.5	25.3	10	822	1609@50	500/AA/A	
275/35ZR18	95(Y)	30K	BSW	90037	9 - 11	10.9 on 9.5	25.6	10	814	1521@51	500/AA/A	

Continued ►

Ultra-High Performance Sport

MICHELIN® Pilot® Sport A/S 3+

Tire Size	Service Description	Limited Warranty	Side-wall	MSPN	Rim Width Range (inches)	Section Width on Measuring Rim Width (inches)	Overall Diameter (inches)	Tread Depth (in/32nds)	Rev/ Mile @45 mph	Max Load Single (lbs@psi)	UTQG	O.E. Fit-ments
275/35ZR18	95Y	45K	BSW	93336	9 - 11	10.9 on 9.5	25.6	10	814	1521@51	500/AA/A	
275/40ZR18	99(Y)	30K	BSW	98631	9 - 11	10.9 on 9.5	26.7	10	780	1709@51	500/AA/A	
275/40ZR18	99Y	45K	BSW	19056	9 - 11	10.9 on 9.5	26.7	10	780	1709@51	500/AA/A	
285/35ZR18	97Y	45K	BSW	98981	9.5 - 11	11.4 on 10	25.9	10	804	1609@51	500/AA/A	
285/40ZR18	101Y	45K	BSW	68255	9.5 - 11	11.4 on 10	27	10	771	1819@51	500/AA/A	
225/35ZR19/XL	88Y	45K	BSW	32654	7.5 - 9	9.1 on 8	25.2	10	824	1235@50	500/AA/A	
225/40ZR19/XL	93Y	45K	BSW	51065	7.5 - 9	9.1 on 8	26.1	10	797	1433@50	500/AA/A	
225/45ZR19/XL	96Y	45K	BSW	00569	7 - 8.5	8.9 on 7.5	27	10	771	1565@50	500/AA/A	
235/55ZR19/XL	105Y	45K	BSW	81227	6.5 - 8.5	9.6 on 7.5	29.2	10	713	2039@50	500/AA/A	
245/35ZR19	89(Y)	30K	BSW	19713	8 - 9.5	9.8 on 8.5	25.8	10	807	1279@51	500/AA/A	
245/35ZR19/XL	93Y	45K	BSW	01925	8 - 9.5	9.8 on 8.5	25.8	10	807	1433@50	500/AA/A	
245/40R19	94V	45K	BSW	04409	8 - 9.5	9.8 on 8.5	26.7	10	778	1477@44	500/AA/A	
245/40ZR19/XL	98Y	45K	BSW	03759	8 - 9.5	9.8 on 8.5	26.7	10	778	1653@50	500/AA/A	
245/45ZR19	98Y	45K	BSW	14541	7.5 - 9	9.6 on 8	27.7	10	751	1653@51	500/AA/A	
245/50ZR19/XL	105W	45K	BSW	56317	7 - 8.5	10 on 7.5	28.7	10	725	2039@50	500/AA/A	
255/30ZR19/XL	91Y	45K	BSW	34772	8.5 - 9.5	10.2 on 9	25.1	10	829	1356@50	500/AA/A	
255/35ZR19/XL	96Y	45K	BSW	08808	8.5 - 10	10.2 on 9	26	10	799	1565@50	500/AA/A	
255/40ZR19/XL	100Y	45K	BSW	17945	8.5 - 10	10.2 on 9	27.1	10	769	1764@50	500/AA/A	
255/45ZR19	100Y	45K	BSW	62520	8 - 9.5	10 on 8.5	28.1	10	741	1764@51	500/AA/A	
255/50ZR19/XL	107Y	45K	BSW	77569	7 - 9	10.4 on 8	29.1	10	715	2149@50	500/AA/A	
265/35ZR19/XL	98Y	45K	BSW	86759	9 - 10.5	10.7 on 9.5	26.3	10	790	1653@50	500/AA/A	
265/40ZR19	98W	45K	BSW	66082	9 - 10.5	10.7 on 9.5	27.4	10	760	1653@51	500/AA/A	
275/30ZR19/XL	96Y	45K	BSW	34363	9 - 10	10.9 on 9.5	25.6	10	814	1565@50	500/AA/A	
275/35ZR19	96Y	45K	BSW	26504	9 - 11	10.9 on 9.5	26.6	10	783	1565@51	500/AA/A	
275/40ZR19	101Y	45K	BSW	21607	9 - 11	10.9 on 9.5	27.7	10	751	1819@51	500/AA/A	
285/30ZR19	94(Y)	30K	BSW	47381	9.5 - 10.5	11.4 on 10	25.8	10	807	1477@51	500/AA/A	
285/30ZR19/XL	98Y	45K	BSW	25422	9.5 - 10.5	11.4 on 10	25.8	10	807	1653@50	500/AA/A	
285/35ZR19/XL	103Y	45K	BSW	90342	9.5 - 11	11.4 on 10	26.9	10	774	1929@50	500/AA/A	
285/35ZR19	99(Y)	30K	BSW	32831	9.5 - 11	11.4 on 10	26.9	10	774	1709@51	500/AA/A	
325/30ZR19	101(Y)	30K	BSW	80254	11 - 12	13 on 11.5	26.7	10	778	1819@51	500/AA/A	
235/35ZR20/XL	92Y	45K	BSW	49605	8 - 9.5	9.5 on 8.5	26.5	10	786	1389@50	500/AA/A	
235/40ZR20/XL	96Y	45K	BSW	86873	8 - 9.5	9.5 on 8.5	27.4	10	759	1565@50	500/AA/A	
245/35ZR20/XL	95Y	45K	BSW	70808	8 - 9.5	9.8 on 8.5	26.8	10	777	1521@50	500/AA/A	
245/40ZR20/XL	99Y	45K	BSW	03024	8 - 9.5	9.8 on 8.5	27.7	10	750	1709@50	500/AA/A	
245/45ZR20/XL	103Y	45K	BSW	68795	7.5 - 9	9.6 on 8	28.7	10	726	1929@50	500/AA/A	
245/45R20	99V	45K	BSW	34668	7.5 - 9	9.6 on 8	28.7	10	726	1709@44	500/AA/A	
255/35ZR20/XL	97Y	45K	BSW	69936	8.5 - 10	10.2 on 9	27	10	770	1609@50	500/AA/A	
255/40ZR20/XL	101Y	45K	BSW	16217	8.5 - 10	10.2 on 9	28	10	742	1819@50	500/AA/A	
255/45ZR20	101Y	45K	BSW	20133	8 - 9.5	10 on 8.5	29.1	10	716	1819@51	500/AA/A	
265/45ZR20/XL	108Y	45K	BSW	30708	8.5 - 10	10.5 on 9	29.3	10	709	2205@50	500/AA/A	
275/30ZR20/XL	97Y	45K	BSW	17569	9 - 10	10.9 on 9.5	26.6	10	784	1609@50	500/AA/A	
275/35ZR20/XL	102Y	45K	BSW	05525	9 - 11	10.9 on 9.5	27.6	10	755	1874@50	500/AA/A	
275/40ZR20/XL	106Y	45K	BSW	71978	9 - 11	10.9 on 9.5	28.7	10	726	2094@50	500/AA/A	
285/30ZR20	95(Y)	30K	BSW	05262	9.5 - 10.5	11.4 on 10	26.8	10	777	1521@51	500/AA/A	
285/30ZR20/XL	99Y	45K	BSW	17759	9.5 - 10.5	11.4 on 10	26.8	10	777	1709@50	500/AA/A	
285/35ZR20	100W	45K	BSW	18969	9.5 - 11	11.4 on 10	27.9	10	746	1764@51	500/AA/A	
295/45ZR20/XL	114Y	45K	BSW	20266	9.5 - 11	11.6 on 10	30.5	10	683	2601@50	500/AA/A	
335/25ZR20	99(Y)	30K	BSW	36994	11.5 - 12.5	13.5 on 12	26.6	10	782	1709@50	500/AA/A	
295/35ZR21/XL	107Y	45K	BSW	50723	10 - 11.5	11.8 on 10.5	29.1	10	715	2149@50	500/AA/A	
295/40ZR21/XL	111Y	45K	BSW	31389	10 - 11.5	11.8 on 10.5	30.3	10	710	2403@50	500/AA/A	
265/40ZR22/XL	106Y	45K	BSW	40409	9 - 10.5	10.7 on 9.5	30.4	10	685	2094@50	500/AA/A	
275/40ZR22/XL	108Y	45K	BSW	79568	9 - 11	10.9 on 9.5	30.7	10	678	2149@50	500/AA/A	
285/35ZR22/XL	106Y	45K	BSW	15607	9.5 - 11	11.4 on 10	29.9	10	696	2094@50	500/AA/A	



Ultra-High Performance Sport

MICHELIN®
Pilot® Sport A/S 3

The Pilot® Sport A/S 3 combines summer levels of wet and dry grip with cold weather and light snow mobility.



ALL-SEASON TIRE



More dry grip than competitive maximum performance summer tires ¹


Variable Contact Patch 2.0 combined with an aggressive asymmetric tread pattern inspired by the MICHELIN® Pilot® Super Sport.

The shortest wet and dry braking of leading competitors in the Ultra-High Performance A/S category ²

Extreme amounts of silica in the tread compound combined with Variable Thickness Sipes and large circumferential grooves.

Cold weather and snow mobility for true all-season performance.

MICHELIN® Helio Compound® combined with Variable Thickness Sipes and unique biting edges in the tread grooves.



Original Equipment Fitments:

Porsche Panamera

¹ Based on internal dry autocross testing versus the Continental® ExtremeContact™ DW and Pirelli® P ZERO NERO™ tire size 225/45ZR17.
² Based on internal braking tests from 50 mph versus the Goodyear® Eagle® F1 Asymmetric All-Season, Bridgestone® Potenza™ RE970AS Pole Position™, Pirelli® P ZERO NERO™ ALL SEASON, Continental® ExtremeContact™ DWS, Dunlop® SP SPORT® SIGNATURE™, and Yokohama® ADVAN S.4, tire size 225/45ZR17.

Tire Size	Service Description	Limited Warranty	Side-wall	MSPN	Rim Width Range (inches)	Section Width on Measuring Rim Width (inches)	Overall Diameter (inches)	Tread Depth (in/32nds)	Rev/ Mile @45 mph	Max Load Single (lbs@psi)	UTQG	O.E. Fitments
255/55R19/XL	111V N0	45K	BSW	23431	7 - 9	10.4 on 8	30.1	9.5	692	2403@50	500/AA/A	POR
275/50R19/XL	112V N0	45K	BSW	74866	7.5 - 9.5	11.2 on 8.5	29.9	9.5	696	2469@50	500/AA/A	POR
275/40R20/XL	106V N0	45K	BSW	91057	9 - 11	10.9 on 9.5	28.7	10	726	2094@50	500/AA/A	POR
275/45R20/XL	110V N0	45K	BSW	79683	8.5 - 10.5	10.7 on 9	29.8	9.5	699	2337@50	500/AA/A	POR
305/40R20/XL	112V N0	45K	BSW	73430	10 - 12	12.3 on 11	29.6	9.5	702	2469@50	500/AA/A	POR
315/35R20/XL	110V N0	45K	BSW	34397	10.5 - 12.5	12.6 on 11	28.7	10	726	2337@50	500/AA/A	POR



MICHELIN®

Pilot® Sport Cup 2

Track day after track day, make the most of your sports car. Developed in partnership with AMG SLS Coupe Black Series, Porsche 918 Spyder and 911 GT3, and Ferrari 458 Speciale.



SUMMER TIRE



Faster on a dry track. -1.8 seconds per lap ¹


Bi-Compound Technology utilizes an endurance racing compound ² in the outer tread and a rigid elastomer in the inner tread.

Faster on a wet track. -1.2 seconds per lap ³

+20% deeper tread depth ⁴

50% more track laps ⁵

Track Longevity Technology 2.0 combines Variable Contact Patch 3.0 with a race inspired reinforced shoulder construction.



Original Equipment Fitments:

- Porsche 991 GT3
- Porsche 918 Spyder
- Mercedes-Benz SLS
- AMG Coupe Black Series
- Ferrari 458 Speciale

¹ Based on internal max handling testing at the Jerez Circuit with a Porsche 997 GT3 (235/35ZR19 F & 305/30ZR19 R) compared to the MICHELIN® Pilot® Sport Cup+.

² Tread compounds of the same family as Porsche Cup N2 racing slick tires.

³ Based on internal wet handling testing on a 1.3 mile circuit with a Porsche 997 GT3 (235/35ZR19 F & 305/30ZR19 R) compared to the MICHELIN® Pilot® Sport Cup+.

⁴ As compared with the MICHELIN® Pilot® Sport Cup+.

⁵ Based on internal circuit wear testing at the Jerez Circuit with a Porsche 997 GT3 (235/35ZR19 F & 305/30ZR19 R) and Renault Megane III RS (235/35ZR19) compared to the MICHELIN® Pilot® Sport Cup+.



MICHELIN® Pilot® Sport Cup 2

Tire Size	Service Description	Limited Warranty	Side-wall	MSPN	Rim Width Range (inches)	Section Width on Measuring Rim Width (inches)	Overall Diameter (inches)	Tread Depth (in/32nds)	Rev/ Mile @45 mph	Max Load Single (lbs@psi)	UTQG	O.E. Fitments
215/45ZR17/XL	91Y	STD	BSW	14219	7 - 8	8.4 on 7	24.7	7.2	844	1367@50	180/AA/A	
225/45ZR17/XL	94Y	STD	BSW	19361	7 - 8.5	8.9 on 7.5	25	7.2	833	1477@50	180/AA/A	
255/40ZR17/XL	98Y	STD	BSW	69196	8.5 - 10	10.2 on 9	25	7.2	831	1653@50	180/AA/A	
225/40ZR18/XL	92(Y)	STD	BSW	95189	7.5 - 9	9.1 on 8	25.1	7.2	829	1389@50	180/AA/A	
235/40ZR18/XL	95(Y)	STD	BSW	28215	8 - 9.5	9.5 on 8.5	25.4	7.2	819	1521@50	180/AA/A	
235/40ZR18/XL	95(Y)	STD	BSW	65144	8 - 9.5	9.5 on 8.5	25.4	7.2	819	1521@50	180/AA/A	
245/35ZR18/XL	92(Y)	STD	BSW	80101	8 - 9.5	9.7 on 8.5	24.8	7.2	840	1389@50	180/AA/A	
245/35ZR18/XL	92(Y)	STD	BSW	14268	8 - 9.5	9.7 on 8.5	24.8	7.2	840	1389@50	180/AA/A	
245/40ZR18/XL	97(Y)	STD	BSW	13066	8 - 9.5	9.8 on 8.5	25.7	7.2	809	1609@50	180/AA/A	
265/35ZR18/XL	97(Y)	STD	BSW	54738	9 - 10.5	10.7 on 9.5	25.3	7.2	822	1609@50	180/AA/A	
285/30ZR18/XL	97(Y)	STD	BSW	66241	9.5 - 10.5	11.4 on 10	24.8	7.2	840	1609@50	180/AA/A	
295/30ZR18/XL	98(Y)	STD	BSW	12909	10 - 11	11.9 on 10.5	25	7.2	832	1653@50	180/AA/A	
295/30ZR18/XL	98(Y)	STD	BSW	24490	10 - 11	11.9 on 10.5	25	7.2	832	1653@50	180/AA/A	
235/35ZR19/XL	91(Y) N0	STD	BSW	76070	8 - 9.5	9.5 on 8.5	25.5	7.2	817	1367@50	180/AA/A	POR
235/35ZR19/XL	91(Y)	STD	BSW	68537	8 - 9.5	9.5 on 8.5	25.5	7.2	817	1367@50	180/AA/A	
235/35ZR19/XL	91(Y)	STD	BSW	19267	8 - 9.5	9.5 on 8.5	25.5	7.2	817	1367@50	180/AA/A	
235/40ZR19/XL	96(Y)	STD	BSW	64560	8 - 9.5	9.5 on 8.5	26.4	7.2	787	1565@50	180/AA/A	
245/35ZR19/XL	93(Y) N0	STD	BSW	93920	8 - 9.5	9.8 on 8.5	25.8	7.2	807	1433@50	180/AA/A	POR
245/35ZR19/XL	93(Y) MO1	STD	BSW	24420	8 - 9.5	9.8 on 8.5	25.8	7.2	807	1433@50	180/AA/A	MB
245/35ZR19/XL	93(Y)	STD	BSW	15938	8 - 9.5	9.8 on 8.5	25.8	7.2	807	1433@50	180/AA/A	
245/35ZR19/XL	93(Y) *	STD	BSW	49089	8 - 9.5	9.8 on 8.5	25.8	7.2	807	1433@50	180/AA/A	BMW
255/35ZR19/XL	96(Y) MO1	STD	BSW	67423	8.5 - 10	10.2 on 9	26	7.2	799	1565@50	180/AA/A	MB
255/35ZR19/XL	96(Y)	STD	BSW	03241	8.5 - 10	10.2 on 9	26	7.2	799	1565@50	180/AA/A	
265/30ZR19/XL	93(Y)	STD	BSW	00220	9 - 10	10.7 on 9.5	25.3	7.2	822	1433@50	180/AA/A	
265/35ZR19/XL	98(Y) *	STD	BSW	10325	9 - 10.5	10.7 on 9.5	26.3	7.2	790	1653@50	180/AA/A	BMW
265/35ZR19/XL	98(Y)	STD	BSW	24523	9 - 10.5	10.7 on 9.5	26.3	7.2	790	1653@50	180/AA/A	
265/35ZR19/XL	98(Y) MO1	STD	BSW	20639	9 - 10.5	10.7 on 9.5	26.3	7.2	790	1653@50	180/AA/A	MB
265/35ZR19/XL	98(Y) MO1	STD	BSW	44468	9 - 10.5	10.7 on 9.5	26.3	7.2	790	1653@50	180/AA/A	MB
265/35ZR19/XL	98(Y) *	STD	BSW	38280	9 - 10.5	10.7 on 9.5	26.3	7.2	790	1653@50	180/AA/A	BMW
265/40ZR19/XL	102(Y)	STD	BSW	70500	9 - 10.5	10.7 on 9.5	27.4	7.2	760	1874@50	180/AA/A	
275/35ZR19/XL	100(Y) MO	STD	BSW	33112	9 - 11	11 on 9.5	26.6	7.2	783	1764@50	180/AA/A	MB
P285/30ZR19	94(Y) TPC	STD	BSW	08704	9.5 - 10.5	11.4 on 10	25.8	5.9	807	1477@51	180/AA/A	GM
285/35ZR19/XL	103(Y)	STD	BSW	66967	9.5 - 11	11.4 on 10	26.9	7.2	774	1929@50	180/AA/A	
295/30ZR19/XL	100(Y)	STD	BSW	03679	10 - 11	11.9 on 10.5	26	7.2	799	1764@50	180/AA/A	
295/35ZR19/XL	104(Y) FP	STD	BSW	19808	10 - 11.5	11.8 on 10.5	27.1	5.5	767	1984@50	180/AA/A	FOR
305/30ZR19/XL	102(Y) N0	STD	BSW	24727	10.5 - 11.5	12.3 on 11	26.3	7.2	792	1874@50	180/AA/A	POR
305/30ZR19/XL	102(Y)	STD	BSW	16245	10.5 - 11.5	12.3 on 11	26.3	7.2	792	1874@50	180/AA/A	
305/30ZR19	98(Y)	STD	BSW	81373	10.5 - 11.5	12.3 on 11	26.3	5.5	792	1653@51	180/AA/A	
305/30ZR19	98(Y)	STD	BSW	75183	10.5 - 11.5	12.3 on 11	26.3	5.5	792	1653@51	180/AA/A	FOR
305/35ZR19/XL	106(Y) FP	STD	BSW	33658	10 - 12	12.3 on 11	27.4	6	758	2094@50	180/AA/A	FOR
315/30ZR19	100(Y)	STD	BSW	97779	10.5 - 11.5	12.6 on 11	26.5	6	785	1764@51	180/AA/A	
315/30ZR19	100(Y)	STD	BSW	38282	10.5 - 11.5	12.6 on 11	26.5	6	785	1764@51	180/AA/A	FOR
325/30ZR19/XL	105(Y)	STD	BSW	38315	11 - 12	13 on 11.5	26.7	7.2	778	2039@50	180/AA/A	
325/30ZR19/XL	105(Y) N0	STD	BSW	12750	11 - 12	13 on 11.5	26.7	7.2	778	2039@50	180/AA/A	POR
345/30ZR19/XL	109(Y)	STD	BSW	77109	11.5 - 12.5	13.8 on 12	27.2	7.2	765	2271@50	180/AA/A	AST

Ultra-High Performance Sport

Continued ►

MICHELIN® Pilot® Sport Cup 2

Tire Size	Service Description	Limited Warranty	Side-wall	MSPN	Rim Width Range (inches)	Section Width on Measuring Rim Width (inches)	Overall Diameter (inches)	Tread Depth (in/32nds)	Rev/Mile @45 mph	Max Load Single (lbs@psi)	UTQG	O.E. Fit-ments
235/35ZR20/XL	92(Y)	STD	BSW	84756	8 - 9.5	9.5 on 8.5	26.5	7.2	786	1389@50	180/AA/A	
245/30ZR20/XL	90(Y)	STD	BSW	07781	8 - 9	9.8 on 8.5	25.8	7.2	805	1323@50	180/AA/A	
245/30ZR20/XL	90(Y) AO	STD	BSW	36416	8 - 9	9.8 on 8.5	25.8	7.2	805	1323@50	180/AA/A	AUD
245/35ZR20	91(Y) N0	STD	BSW	85347	8 - 9.5	9.8 on 8.5	26.8	7.2	777	1367@51	180/AA/A	POR
245/35ZR20	91(Y) K1	STD	BSW	11490	8 - 9.5	9.8 on 8.5	26.8	7.2	777	1367@51	180/AA/A	FER
245/35ZR20/XL	95(Y)	STD	BSW	31169	8 - 9.5	9.8 on 8.5	26.8	7.2	777	1521@50	180/AA/A	FOR
245/35ZR20/XL	95(Y) N1	STD	BSW	94732	8 - 9.5	9.8 on 8.5	26.8	7.2	777	1521@50	180/AA/A	POR
245/35ZR20/XL	95(Y) K1	STD	BSW	40326	8 - 9.5	9.8 on 8.5	26.8	7.2	777	1521@50	180/AA/A	FER
245/35ZR20/XL	95(Y) K2	STD	BSW	26070	8 - 9.5	9.8 on 8.5	26.8	7.2	777	1521@50	180/AA/A	FER
255/40ZR20/XL	101(Y)	STD	BSW	59797	8.5 - 10	10.2 on 9	28	7.2	742	1819@50	180/AA/A	
265/35ZR20	95(Y) N0	STD	BSW	00793	9 - 10.5	10.7 on 9.5	27.3	7.2	761	1521@51	180/AA/A	POR
265/35ZR20/XL	99(Y) N0	STD	BSW	01528	9 - 10.5	10.7 on 9.5	27.3	5.5	761	1709@50	140/A/A	POR
265/35ZR20/XL	99(Y) N1	STD	BSW	76594	9 - 10.5	10.7 on 9.5	27.3	7.2	761	1709@50	180/AA/A	POR
265/35ZR20/XL	99(Y) J	STD	BSW	16351	9 - 10.5	10.7 on 9.5	27.3	7.2	761	1709@50	180/AA/A	JAG
265/35ZR20/XL	99(Y)	STD	BSW	28267	9 - 10.5	10.7 on 9.5	27.3	7.2	761	1709@50	180/AA/A	
265/35ZR20/XL	99(Y) N2	STD	BSW	97350	9 - 10.5	10.7 on 9.5	27.3	7.2	761	1709@50	180/AA/A	POR
285/30ZR20/XL	99(Y) *	STD	BSW	37028	9.5 - 10.5	11.4 on 10	26.8	7.2	777	1709@50	180/AA/A	BMW
285/30ZR20/XL	99(Y) MO1	STD	BSW	35654	9.5 - 10.5	11.4 on 10	26.8	7.2	777	1709@50	180/AA/A	MB
285/35ZR20/XL	104(Y)	STD	BSW	00080	9.5 - 11	11.4 on 10	27.9	7.2	746	1984@50	180/AA/A	
295/30ZR20/XL	101(Y) MO1	STD	BSW	42872	10 - 11	11.9 on 10.5	27	7.2	770	1819@50	180/AA/A	MB
295/30ZR20/XL	101(Y)	STD	BSW	26022	10 - 11	11.9 on 10.5	27	7.2	770	1819@50	180/AA/A	
295/30ZR20/XL	101(Y) N0	STD	BSW	18234	10 - 11	11.9 on 10.5	27	7.2	770	1819@50	180/AA/A	POR
295/30ZR20/XL	101(Y) N1	STD	BSW	91583	10 - 11	11.9 on 10.5	27	7.2	770	1819@50	180/AA/A	POR
305/30ZR20/XL	103(Y) K2	STD	BSW	19451	10.5 - 11.5	12.3 on 11	27.2	7.2	764	1929@50	180/AA/A	FER
305/30ZR20/XL	103(Y) MO	STD	BSW	79734	10.5 - 12	12.3 on 11	27.2	7.2	764	1929@50	180/AA/A	MB
305/30ZR20/XL	103(Y) K1	STD	BSW	96057	10.5 - 11.5	12.3 on 11	27.2	7.2	764	1929@50	180/AA/A	FER
305/30ZR20/XL	103(Y) AO	STD	BSW	23173	10.5 - 11.5	12.3 on 11	27.2	7.2	764	1929@50	180/AA/A	AUD
305/30ZR20/XL	103(Y)	STD	BSW	39384	10.5 - 11.5	12.3 on 11	27.2	7.2	764	1929@50	180/AA/A	
305/30ZR20/XL	103(Y) N1	STD	BSW	29705	10.5 - 11.5	12.3 on 11	27.2	7.2	764	1929@50	180/AA/A	POR
305/30ZR20/XL	103(Y) J	STD	BSW	38132	10.5 - 11.5	12.3 on 11	27.2	7.2	764	1929@50	180/AA/A	JAG
305/30ZR20/XL	103(Y) FP	STD	BSW	49942	10.5 - 11.5	12.3 on 11	27.2	5.5	764	1929@50	180/AA/A	FOR
315/30ZR20/XL	104(Y) FP	STD	BSW	89959	10.5 - 11.5	12.6 on 11	27.5	5.5	757	1984@50	180/AA/A	FOR
325/25ZR20/XL	101(Y)	STD	BSW	32270	11.5 - 12.5	13.2 on 12	26.4	7.2	788	1819@50	180/AA/A	
325/30ZR20/XL	106(Y) MO	STD	BSW	84035	11 - 12	13 on 11.5	27.7	7.2	750	2094@50	180/AA/A	MB
325/30ZR20/XL	106(Y)	STD	BSW	06948	11 - 12	13 on 11.5	27.7	7.2	750	2094@50	180/AA/A	FOR
P335/25ZR20	99(Y) TPC	STD	BSW	51138	11.5 - 12.5	13.5 on 12	26.6	5.7	782	1709@51	180/AA/A	GM
345/30ZR20	106(Y)	STD	BSW	26204	11.5 - 12.5	13.8 on 12	28.2	7.2	738	2094@50	180/AA/A	
275/35ZR21/XL	103(Y) MO1	STD	BSW	87996	9 - 11	10.9 on 9.5	28.5	7.2	729	1929@50	180/AA/A	MB
315/30ZR21/XL	105(Y) MO1	STD	BSW	39299	10.5 - 11.5	12.6 on 11	28.5	7.2	731	2039@50	180/AA/A	MB
325/30ZR21	104(Y) N0	STD	BSW	97351	11 - 12	13 on 11.5	28.7	7.2	725	1984@51	180/AA/A	POR
325/30ZR21/XL	108(Y) N0	STD	BSW	06447	11 - 12	13 on 11.5	28.7	5.5	725	2194@50	140/A/A	POR
325/30ZR21/XL	108(Y) N1	STD	BSW	15022	11 - 12	13 on 11.5	28.7	7.2	725	2194@50	180/AA/A	POR
325/30ZR21/XL	108(Y)	STD	BSW	14568	11 - 12	13 on 11.5	28.7	7.2	725	2194@50	180/AA/A	
325/30ZR21/XL	108(Y) N2	STD	BSW	87451	11 - 12	13 on 11.5	28.7	7.2	725	2194@50	180/AA/A	POR





MICHELIN® Touring tires are made for the discriminating driver who seeks a comfortable driving experience without compromising the handling characteristics ordinarily associated with performance tires. Through a host of advanced features, drivers will enjoy the performance that makes MICHELIN® Touring tires the choice of more luxury car manufacturers than any other brand.

TOURING

Exceptional tires engineered to provide the unsurpassed ride comfort and responsive handling perfectly suited for premium touring cars made by Honda, Toyota, BMW, Acura, Mercedes-Benz, Audi and others.

KEY TOURING TIRE LINES

Use this chart to help your customers find the right tires for their specific needs.

	Wear Life	Fuel Efficiency	Handling	Braking	Comfort
MICHELIN® Premier® A/S	10	8	9	10	10
MICHELIN® Primacy™ Tour A/S	9	10	10	9	10
MICHELIN® Primacy™ MXM4®	9	9	10	9	9
MICHELIN® PILOT® MXM4®	8	7	10	8	9
MICHELIN® Primacy™ MXV4®	10	8	9	8	10
MICHELIN® Primacy™ 4	8	10	9	9	10
MICHELIN® Primacy™ 3	8	10	10	9	9



MICHELIN®
Premier® A/S

Safe When New. Safe When Worn. Even when half-worn, it's still safe, thanks to EverGrip wet-braking technology. The MICHELIN® Premier® A/S tire still stops shorter on wet roads than leading competitors' brand-new tires. ¹



ALL-SEASON TIRE



Shorter Stopping

Even when half-worn, it's still safe, thanks to EverGrip wet-braking technology. The MICHELIN® Premier® A/S tire still stops shorter on wet roads than leading competitors' brand-new tires. ¹

Excellent Wet Grip and Lasting Winter Performance

With EverGrip™ Technology, extreme amounts of silica in tread compound provides exceptional wet grip for everyday handling, plus expanding rain grooves widen and emerging grooves open as the tire wears to maintain traction. Sunflower Oil keeps the EverGrip™ Compound flexible in lower temperatures along with many tread blocks and sipes that act as biting edges to cut through the snow.

Enjoy a Quiet, Comfortable Ride

MICHELIN® Comfort Control Technology™ uses computer-optimized design and precision manufacturing to reduce vibrations and road noise.



Popular Replacement Market Fitments:

- MINI Cooper
- BMW 328i
- Cadillac CTS
- Nissan Altima
- Ford Fusion
- Honda Accord
- Toyota Camry

¹ Safe refers to wet braking, wet handling and hydroplaning resistance when tires are new and worn to 5/32". All tires eventually wear out and should be replaced. Half-worn Premier tires are safe because of EverGrip Technology which combines an evolving tread with a high traction compound for enhanced wet-braking capabilities. Based on internal wet braking tests from 40 and 50 MPH versus Goodyear® Assurance® TripleTred™ A/S tires in sizes 235/55R17 99H and P215/60R16 94V, Bridgestone® Turanza™ Serenity Plus in size 215/60R16 95V; using the MICHELIN® Premier® A/S tires in sizes 235/55R17 99H and 215/60R16 95V buffed to 5/32" of tread. Actual on-road results may vary.



MICHELIN® Premier® A/S

Tire Size	Service Description	Limited Warranty	Side-wall	MSPN	Rim Width Range (inches)	Section Width on Measuring Rim Width (inches)	Overall Diameter (inches)	Tread Depth (in/32nds)	Rev/ Mile @45 mph	Max Load Single (lbs@psi)	UTQG	O.E. Fitments
195/55R15	85V	60K	BSW	16874	5.5 - 7	7.91 on 6	23.4	8.5	888	1135@44	640/A/A	
195/60R15	88H	60K	BSW	47950	5.5 - 7	7.91 on 6	24.2	8.5	859	1235@44	640/A/A	
195/65R15	91H	60K	BSW	55457	5.5 - 7	7.91 on 6	25	8.5	832	1356@44	640/A/A	
205/65R15	94H	60K	BSW	06189	5.5 - 7.5	8.23 on 6	25.4	8.5	817	1477@44	640/A/A	
185/55R16	83H	60K	BSW	65661	5 - 6.5	7.64 on 6	24	8.5	866	1074@44	640/A/A	
195/55R16	87V	60K	BSW	14687	5.5 - 7	7.91 on 6	24.4	8.5	852	1201@44	640/A/A	
195/60R16	89H	60K	BSW	64848	5.5 - 7	7.91 on 6	25.2	8.5	825	1279@44	640/A/A	
205/55R16	91H	60K	BSW	03364	5.5 - 7.5	8.43 on 6.5	24.8	8.5	836	1356@44	640/A/A	
205/55R16	91V	60K	BSW	28886	5.5 - 7.5	8.43 on 6.5	24.8	8.5	836	1356@44	640/A/A	
205/60R16	92H	60K	BSW	43030	5.5 - 7.5	8.23 on 6	25.6	8.5	810	1389@44	640/A/A	
205/60R16	92V	60K	BSW	05577	5.5 - 7.5	8.23 on 6	25.6	8.5	810	1389@44	640/A/A	
205/65R16	95H	60K	BSW	13768	5.5 - 7.5	8.23 on 6	26.4	8.5	786	1521@51	640/A/A	
215/55R16	93H	60K	BSW	09762	6 - 7.5	8.9 on 7	25.2	8.5	823	1433@44	640/A/A	
215/60R16	95H	60K	BSW	11712	6 - 7.5	8.7 on 6.5	26.1	8.5	796	1521@44	640/A/A	
215/60R16	95V	60K	BSW	22475	6 - 7.5	8.7 on 6.5	26.1	8.5	796	1521@44	640/A/A	
225/55R16	95H	60K	BSW	87266	6 - 8	9.17 on 7	25.7	8.5	808	1521@44	640/A/A	
225/55R16	95V	60K	BSW	05661	6 - 8	9.17 on 7	25.7	8.5	808	1521@44	640/A/A	
225/60R16	98H	60K	BSW	67121	6 - 8	8.98 on 6.5	26.6	8.5	782	1653@44	640/A/A	
225/65R16	100H	60K	BSW	47563	6 - 8	8.98 on 6.5	27.4	8.5	757	1764@44	640/A/A	
235/60R16	100H	60K	BSW	10396	6.5 - 8.5	9.45 on 7	27	8.5	768	1764@44	640/A/A	
235/65R16	103H	60K	BSW	19530	6.5 - 8.5	9.45 on 7	28	8.5	742	1929@44	640/A/A	
205/50R17/XL	93H	60K	BSW	28207	5.5 - 7.5	8.43 on 6.5	25.1	8.5	828	1433@50	640/A/A	
205/50R17/XL	93V	60K	BSW	93054	5.5 - 7.5	8.43 on 6.5	25.1	8.5	828	1433@50	640/A/A	
215/45R17	87H	60K	BSW	30054	7 - 8	8.39 on 7	24.6	8.5	844	1201@44	640/A/A	
215/45R17	87V	60K	BSW	28504	7 - 8	8.39 on 7	24.6	8.5	844	1201@44	640/A/A	
215/50R17	91H	60K	BSW	65481	6 - 7.5	8.9 on 7	25.5	8.5	815	1356@44	640/A/A	
215/50R17/XL	95V	60K	BSW	90458	6 - 7.5	8.9 on 7	25.5	8.5	815	1521@50	640/A/A	
215/55R17	94H	60K	BSW	33915	6 - 7.5	8.9 on 7	26.3	8.5	791	1477@44	640/A/A	
215/55R17	94V	60K	BSW	73446	6 - 7.5	8.9 on 7	26.3	8.5	791	1477@44	640/A/A	
215/60R17	96H	60K	BSW	06237	6 - 7.5	8.7 on 6.5	27.1	8.5	766	1565@44	640/A/A	
225/45R17	91H	60K	BSW	37417	7 - 8.5	8.86 on 7.5	24.9	8.5	833	1356@44	640/A/A	
225/45R17	91V	60K	BSW	88269	7 - 8.5	8.86 on 7.5	24.9	8.5	833	1356@44	640/A/A	
225/50R17	94H	60K	RRBL	22075	6 - 8	9.17 on 7	25.9	8.5	803	1477@44	640/A/A	
225/50R17	94V	60K	BSW	79471	6 - 8	9.17 on 7	25.9	8.5	803	1477@44	640/A/A	
225/55R17	97H	60K	BSW	48163	6 - 8	9.17 on 7	26.7	8.5	777	1609@44	640/A/A	
225/55R17	97V	60K	BSW	28800	6 - 8	9.17 on 7	26.7	8.5	777	1609@44	640/A/A	
225/60R17	99H	60K	BSW	67961	6 - 8	8.98 on 6.5	27.6	8.5	753	1709@44	640/A/A	
235/45R17	94H	60K	BSW	92084	7.5 - 9	9.29 on 8	25.3	8.5	821	1477@44	640/A/A	
235/50R17	96H	60K	BSW	20973	6.5 - 8.5	9.65 on 7.5	26.3	8.5	791	1565@44	640/A/A	
235/55R17	99H	60K	BSW	95088	6.5 - 8.5	9.65 on 7.5	27.1	8.5	766	1709@44	640/A/A	
245/45R17	95H	60K	BSW	36126	7.5 - 9	9.57 on 8	25.6	8.5	810	1521@44	640/A/A	
245/50R17	99V	60K	BSW	11373	7 - 8.5	9.96 on 7.5	26.6	8.5	779	1709@44	640/A/A	
215/55R18	95H	60K	BSW	37604	6 - 7.5	8.9 on 7	27.2	8.5	762	1521@44	640/A/A	
225/45R18	91V	60K	BSW	29852	7 - 8.5	8.86 on 7.5	25.9	8.5	802	1356@44	640/A/A	
225/50R18	95H	60K	BSW	04853	6 - 8	9.17 on 7	26.8	8.5	774	1521@44	640/A/A	
225/55R18	98H	60K	BSW	97967	6 - 8	9.17 on 7	27.7	8.5	749	1653@44	640/A/A	
225/60R18	100H	60K	BSW	08300	6 - 8	8.98 on 6.5	28.6	8.5	727	1764@44	640/A/A	
235/45R18	94H	60K	BSW	96630	7.5 - 9	9.29 on 8	26.3	8.5	790	1477@44	640/A/A	
235/45R18	94V	60K	BSW	02608	7.5 - 9	9.29 on 8	26.3	8.5	790	1477@44	640/A/A	
235/55R18	100V	60K	BSW	04213	6.5 - 8.5	9.65 on 7.5	28.1	8.5	739	1764@44	640/A/A	
235/60R18	103H	60K	BSW	34004	6.5 - 8.5	9.45 on 7	29	8.5	715	1929@44	640/A/A	CHR
245/45R18/XL	100V	60K	BSW	08729	7.5 - 9	9.57 on 8	26.6	8.5	780	1764@50	640/A/A	
245/45R19	98V	60K	BSW	38379	7.5 - 9	9.57 on 8	27.6	8.5	751	1653@44	640/A/A	

Touring

MICHELIN®

Primacy™ Tour A/S

The perfect match to get the relaxing driving experience you expect from your premium vehicle.



ALL-SEASON TIRE



MICHELIN Primacy™ tires are the #1 choice among top vehicle manufacturers for their premium and luxury models. ¹

1 out of 4 premium vehicles sold in North America is equipped with MICHELIN® tires.

The MICHELIN Primacy™ Tour A/S has the quietest tread design among leading competitors. ²

Enhanced Comfort Control with PIANO Noise Reduction Tuning combines frequency cancelling shoulder grooves and block chamfers with ultra smooth belts resulting in an exceptionally quiet ride.

17% better snow traction than the MICHELIN® Primacy™ MXM4®. ³

Latest generation of advanced rubber compound maintains tread block flexibility in cold temperatures to help grip on snow and ice, while sharp lateral groove angles bite into snow to handle turns with confidence in winter conditions.



¹ In the premium price class for the US and Canada in 2018. Representative vehicles in the premium price class include but are not limited to Acura® ILX, Lexus® GS350, BMW® 3 and 4 Series, Mercedes® C and S Class, and Cadillac® CT. Based on content supplied by IHS Markit™ Original Equipment Tire Data; © IHS Markit 2018. All rights reserved.

² Based on internal objective interior noise tests measuring dBA from 500 to 2000 Hz on asphalt (weathered and smooth) and smooth concrete comparing the MICHELIN® Primacy™ Tour A/S versus the Bridgestone® Turanza™ Serenity Plus, Continental® PureContact™, Pirelli® Cinturato P7™ ALL-SEASON Plus, and Goodyear® Assurance® ComforTred®. Testing performed on a 2015 BMW 328i with tire size 225/50R17. Actual on-road results may vary.

³ Based on third-party snow traction tests using ASTM Test Method F1805-12 in tire size 235/45R17 97W. Actual on-road results may vary.



MICHELIN® Primacy™ Tour A/S

Tire Size	Service Description	Limited Warranty	Side-wall	MSPN	Rim Width Range (inches)	Section Width on Measuring Rim Width (inches)	Overall Diameter (inches)	Tread Depth (in/32nds)	Rev/ Mile @45 mph	Max Load Single (lbs@psi)	UTQG	O.E. Fitments
215/55R17	94V	55K	BSW	26370	6 - 7.5	8.9 on 7	26.3	9	791	1477@44	540/A/A	
225/50R17/XL	98V	55K	BSW	47803	6 - 8	9.2 on 7	25.9	9	803	1653@50	540/A/A	
235/45R17/XL	97W	45K	BSW	02568	7.5 - 9	9.3 on 8	25.4	9	821	1609@50	540/A/A	
235/55R17	99H	55K	BSW	71987	6.5 - 8.5	9.6 on 7.5	27.2	9	766	1709@44	540/A/A	
245/40R17	91H	55K	BSW	82052	8 - 9.5	9.7 on 8.5	24.7	9	841	1356@44	540/A/A	
245/45R17/XL	99H	55K	BSW	27620	7.5 - 9	9.6 on 8	25.7	9	810	1709@50	540/A/A	
225/45R18/XL	95W	45K	BSW	46257	7 - 8.5	8.9 on 7.5	26	9	802	1521@50	540/A/A	
225/55R18	98V	55K	BSW	38158	6 - 8	9.2 on 7	27.8	8.5	749	1653@44	540/A/A	HYN
225/55R18	98V	55K	BSW	01912	6 - 8	9.2 on 7	27.8	9	749	1653@44	540/A/A	
225/60R18	100V	55K	BSW	08121	6 - 8	9 on 6.5	28.6	9	727	1764@44	540/A/A	LIN
235/40R18/XL	95H	55K	BSW	34292	8 - 9.5	9.5 on 8.5	25.4	9	819	1521@50	540/A/A	
235/45R18/XL	98V VOL	55K	BSW	31130	7.5 - 9	9.3 on 8	26.3	8	790	1653@50	540/A/A	VOV
235/50R18	97H	55K	BSW	85516	6.5 - 8.5	9.6 on 7.5	27.3	9	762	1609@44	540/A/A	
235/50R18	97V	55K	BSW	08392	6.5 - 8.5	9.6 on 7.5	27.3	9	762	1609@44	540/A/A	
235/60R18/XL	107V	55K	BSW	03863	6.5 - 8.5	9.4 on 7	29.1	9	715	2149@50	540/A/A	
245/50R18	100V	55K	BSW	34371	7 - 8.5	10 on 7.5	27.7	9	751	1764@44	540/A/A	
245/60R18	105H	55K	BSW	67185	7 - 8.5	9.8 on 7	29.6	8.5	703	2039@44	540/A/A	KIA
255/55R18/XL	109H	55K	BSW	32735	7 - 9	10.4 on 8	29	9	717	2271@50	540/A/A	
225/45R19/XL	96W	45K	BSW	04262	7 - 8.5	8.9 on 7.5	27	9	771	1565@50	540/A/A	
225/55R19	99V	55K	BSW	14332	6 - 8	9.2 on 7	28.8	9	723	1709@44	540/A/A	LIN
235/50R19	99V	55K	BSW	03116	6.5 - 8.5	9.6 on 7.5	28.3	9	735	1709@44	540/A/A	
245/40R19	94V	55K	BSW	69369	8 - 9.5	9.8 on 8.5	26.7	8.5	778	1477@44	540/A/A	LIN
245/45R19	98W	45K	BSW	86487	7.5 - 9	9.6 on 8	27.7	8.5	751	1653@51	540/A/A	HYN
255/40R19/XL	100V	55K	BSW	23553	8.5 - 10	10.2 on 9	27.1	9	769	1764@50	540/A/A	
255/50R19/XL	107H MO	55K	BSW	27822	7 - 9	10.4 on 8	29.1	8.5	715	2149@50	540/A/A	MB
255/50R19/XL	107H	55K	BSW	43159	7 - 9	10.4 on 8	29.1	9	715	2149@50	540/A/A	
235/55R20	102H	55K	BSW	83513	6.5 - 8.5	9.6 on 7.5	30.2	9	690	1874@44	540/A/A	
245/45R20/XL	103V	55K	BSW	28258	7.5 - 9	9.5 on 8	28.7	9	726	1929@50	540/A/A	
245/50R20	102V	55K	BSW	59787	7 - 8.5	9.9 on 7.5	29.7	8.5	701	1874@44	540/A/A	HYN
245/50R20	102V	55K	BSW	41639	7 - 8.5	9.9 on 7.5	29.7	9	701	1874@44	540/A/A	
255/45R20	101W	45K	BSW	56000	8 - 9.5	10 on 8.5	29.1	9	716	1819@51	540/A/A	
255/50R20	105H	55K	BSW	17622	7 - 9	10.4 on 8	30.1	9	691	2039@44	540/A/A	
275/50R20	109H MO	55K	BSW	50726	7.5 - 9.5	11.2 on 8.5	30.9	8.5	674	2271@44	540/A/A	MB
275/45R21	107H MO	55K	BSW	30098	8.5 - 10.5	10.7 on 9	30.8	8.5	676	2149@44	540/A/A	MB
315/40R21	111H MO	55K	BSW	57260	10.5 - 12.5	12.6 on 11	30.9	8.5	673	2403@44	540/A/A	MB

Touring

MICHELIN®
Primacy™ MXM4®

360 degrees of ultimate satisfaction for the premium car owner who wants it all: precise handling, refined ride quality, and all season safety.



ALL-SEASON TIRE



Stops up to 29' Shorter in Wet Conditions than a Leading Competitor ¹


Sunflower oil additive in tread compound helps provide increased traction at low temperatures for enhanced braking and handling in wet conditions and better overall performance in snow.

MICHELIN® brand tires are the number 1 Choice of Premium Car Makers to Optimize Vehicle Performance and Ride Quality ²

The MICHELIN® Primacy™ MXM4® tire continues a tradition of meeting the demanding standards of the world's leading luxury car makers.

55,000-Mile Limited Warranty for H-/V-Rated Sizes. 45,000-Mile Limited Warranty for W-Rated Sizes ³

Tread design with MaxTouch Construction™ for even tread wear and numerous biting edges for all-season grip combine to deliver many miles of driving pleasure.



Original Equipment Fitments:

- BMW 7-Series
- Mercedes-Benz C-Class
- Mercedes-Benz S-Class
- Mercedes-Benz E-Class
- Buick Verano

¹ Based on wet braking test results versus the Goodyear® Assurance® ComforTred® Touring tire.
² Per IHS Global Insight (USA) Inc. Tire Data (dated August 2010)©, for DRI Premium Segment vehicle sales in the U.S. from 2009 – 2010.
³ See Michelin Owner's Manual for complete description.

Tire Size	Service Description	Limited Warranty	Side-wall	MSPN	Rim Width Range (inches)	Section Width on Measuring Rim Width (inches)	Overall Diameter (inches)	Tread Depth (in/32nds)	Rev/ Mile @45 mph	Max Load Single (lbs@psi)	UTQG	O.E. Fit-ments
215/55R16/XL	97H	55K	BSW	66313	6 - 7.5	8.9 on 7	25.3	10	823	1609@50	500/AA/A	
P215/45R17	87V	55K	BSW	99184	7 - 8	8.4 on 7	24.7	9.5	844	1201@44	500/A/A	HON
P215/45R17	87V	55K	BSW	23164	7 - 8	8.4 on 7	24.7	10	844	1201@51	500/AA/A	LEX
P215/50R17/XL	93V	55K	BSW	39097	6 - 7.5	8.9 on 7	25.5	10	815	1433@50	500/AA/A	
P225/45R17	90V TPC	30K	BSW	32346	7 - 8.5	8.9 on 7.5	25	10	833	1323@44	500/A/A	GM
225/45R17	91V	55K	BSW	46465	7 - 8.5	8.9 on 7.5	25	9	833	1356@44	500/A/A	HYN
225/45R17	91W	45K	BSW	31473	7 - 8.5	8.9 on 7.5	25	10	833	1356@51	500/AA/A	
225/50R17	94H MO	30K	BSW	11860	6 - 8	9.2 on 7	25.9	10	803	1477@51	420/A/A	MB
225/50R17	94V *	30K	BSW	66380	6 - 8	9.4 on 7.5	25.9	10	803	1477@51	420/A/A	BMW

MICHELIN® Primacy™ MXM4®

Tire Size	Service Description	Limited Warranty	Side-wall	MSPN	Rim Width Range (inches)	Section Width on Measuring Rim Width (inches)	Overall Diameter (inches)	Tread Depth (in/32nds)	Rev/ Mile @45 mph	Max Load Single (lbs@psi)	UTQG	O.E. Fitments
225/55R17	97V	55K	BSW	23807	6 - 8	9.2 on 7	26.8	10	777	1609@44	500/AA/A	
235/45R17	94H MO	55K	BSW	94018	7.5 - 9	9.3 on 8	25.4	9.5	821	1477@51	500/A/A	MB
245/45R17/XL	99H MO	55K	BSW	87510	7.5 - 9	9.6 on 8	25.7	9.5	810	1709@50	500/A/A	MB
255/40R17	94H MO	55K	BSW	27593	8.5 - 10	10.2 on 9	25	9.5	831	1477@51	500/A/A	MB
P225/40R18	88V	55K	BSW	99991	7.5 - 9	9.1 on 8	25.1	9.5	829	1235@44	500/A/A	GM
225/40R18/XL	92V	30K	BSW	37330	7.5 - 9	9 on 8	25.1	9.5	829	1389@50	500/A/A	GM
225/45R18	91H MOE	30K	BSW	56405	7 - 8.5	8.9 on 7.5	25.9	8.5	802	1356@44	500/A/A	MB
225/45R18	91V	55K	BSW	23460	7 - 8.5	8.9 on 7.5	26	9.5	802	1356@44	500/AA/A	KIA
245/50R19	101V	30K	BSW	68629	7 - 8.5	10 on 7.5	28.7	8.5	725	1819@51	500/A/A	LEX
P225/45R18	91V	55K	BSW	03939	7 - 8.5	8.9 on 7.5	25.9	9.5	802	1356@51	500/A/A	TOY,LEX
225/45R18/XL	95W	45K	BSW	76543	7 - 8.5	8.9 on 7.5	25.9	9	802	1521@50	500/A/A	HYN
225/60R18	100H	55K	BSW	99702	6 - 8	9 on 6.5	28.6	9.5	727	1764@51	500/A/A	LEX
225/60R18/XL	104H *	30K	BSW	30362	6 - 8	9 on 6.5	28.6	8.5	727	1984@50	500/A/A	BMW
235/40R18	91H MO	55K	BSW	03689	8 - 9.5	9.5 on 8.5	25.4	9.5	819	1356@51	500/A/A	MB
235/45R18	94V	55K	BSW	70631	7.5 - 9	9.3 on 8	26.3	8.5	790	1477@44	500/A/A	TOY
P235/45R18	94V	55K	BSW	14644	7.5 - 9	9.3 on 8	26.3	9.5	790	1470@51	500/A/A	TOY
235/45R18	94V	55K	BSW	34445	7.5 - 9	9.3 on 8	26.3	10	790	1477@44	500/AA/A	
235/45R18/XL	98W TO	45K	BSW	16144	7.5 - 9	9.3 on 8	26.3	8	790	1653@50	500/A/A	TES
P235/50R18	97V	55K	BSW	59702	6.5 - 8.5	9.7 on 7.5	27.3	9.5	762	1609@44	500/A/A	GM
235/55R18	100H VOL	55K	BSW	13461	6.5 - 8.5	9.7 on 7.5	28.2	9	739	1764@44	500/A/A	VOV
235/55R18	100V	55K	BSW	71547	6.5 - 8.5	9.7 on 7.5	28.2	9.2	739	1764@51	500/AA/A	CHR
235/55R18/XL	104V VOL	55K	BSW	23162	6.5 - 8.5	9.7 on 7.5	28.2	9	739	1984@50	500/AA/A	VOV
P235/60R18	102V	55K	BSW	06696	6.5 - 8.5	9.5 on 7	29.1	9.5	715	1874@44	500/A/A	HON
245/45R18/XL	100H *MO	30K	BSW	20236	7.5 - 9	9.6 on 8	26.7	9.5	780	1764@50	500/A/A	BMW,
245/45R18/XL	100W	45K	BSW	99792	7.5 - 9	9.6 on 8	26.7	10	780	1764@50	500/AA/A	LIN
245/45R18	96V	55K	BSW	47731	7.5 - 9	9.6 on 8	26.7	9.5	780	1565@44	500/A/A	HYN
245/45R18	96V	55K	BSW	22485	7.5 - 9	9.6 on 8	26.7	10	780	1565@44	500/AA/A	LIN
245/50R18	100V *	30K	BSW	53738	7 - 8.5	10 on 7.5	27.7	9.5	751	1764@44	500/A/A	BMW
245/50R18	100W	45K	BSW	05011	7 - 8.5	10 on 7.5	27.7	9	751	1764@51	500/A/A	HYN
P245/50R18	99V	55K	BSW	65187	7 - 8.5	10 on 7.5	27.7	9.5	751	1709@51	500/AA/A	INF
P245/50R18	99V	55K	BSW	59048	7 - 8.5	10 on 7.5	27.7	9.5	751	1709@51	500/AA/A	INF
255/35R18/XL	94H MO	55K	BSW	36995	8.5 - 10	10.2 on 9	25	9.5	832	1477@50	500/A/A	MB
225/40R19/XL	93V *	30K	BSW	18126	7.5 - 9	9.1 on 8	26.1	10	797	1433@44	420/A/A	BMW
235/40R19	92V	55K	BSW	13134	8 - 9.5	9.5 on 8.5	26.4	9.5	787	1389@44	500/AA/A	TOY
235/40R19/XL	96V	55K	BSW	53283	8 - 9.5	9.5 on 8.5	26.4	8.5	787	1565@50	500/A/A	HON
235/40R19/XL	96V	55K	BSW	74327	8 - 9.5	9.5 on 8.5	26.4	9.5	787	1565@50	500/AA/A	
235/50R19	99H VOL	55K	BSW	07307	6.5 - 8.5	9.7 on 7.5	28.3	9	735	1709@44	500/A/A	VOV
235/55R19	101H	55K	BSW	59625	6.5 - 8.5	9.6 on 7.5	29.2	9.5	713	1819@44	500/A/A	CHR
245/40R19	94V	55K	BSW	92999	8 - 9.5	9.8 on 8.5	26.7	9.5	778	1477@44	500/AA/A	KIA
245/40R19	94V	55K	BSW	23600	8 - 9.5	9.8 on 8.5	26.7	10	778	1477@44	500/AA/A	LIN
245/40R19/XL	98W	45K	BSW	02306	8 - 9.5	9.8 on 8.5	26.7	9.5	778	1653@50	500/AA/A	LIN
245/40R19/XL	98W	45K	BSW	71310	8 - 9.5	9.8 on 8.5	26.7	10	778	1653@50	500/A/A	ACU,
245/45R19/XL	102H AO	55K	BSW	34707	7.5 - 9	9.6 on 8	27.7	9.5	751	1874@50	500/A/A	AUD
245/45R19/XL	102H MO	30K	BSW	63760	7.5 - 9	9.6 on 8	27.7	10	751	1874@50	420/A/A	MB
245/45R19/XL	102V *	30K	BSW	98871	7.5 - 9	9.6 on 8	27.7	9.5	751	1874@50	500/A/A	BMW
245/45R19	98W	45K	BSW	96371	7.5 - 9	9.6 on 8	27.7	9	751	1653@51	500/AA/A	KIA
245/45R19	98W	45K	BSW	19136	7.5 - 9	9.6 on 8	27.7	10	751	1653@51	500/AA/A	
255/45R19	100V	55K	BSW	78442	8 - 9.5	10 on 8.5	28.1	10	741	1764@44	500/A/A	LIN
265/50R19/XL	110H *	30K	BSW	68949	7.5 - 9.5	10.9 on 8.5	29.5	8.5	705	2337@50	500/A/A	BMW
275/40R19	101H MO	30K	BSW	15814	9 - 11	10.9 on 9.5	27.7	10	751	1819@51	420/A/A	MB
275/40R19	101W	45K	BSW	34039	9 - 11	10.9 on 9.5	27.7	9	751	1819@51	500/AA/A	KIA
245/45R20	99V	55K	BSW	03667	7.5 - 9	9.6 on 8	28	9.5	726	1709@44	500/AA/A	LIN
255/40R20/XL	101H AO	55K	BSW	89424	8.5 - 10	10.2 on 9	28	9.5	742	1819@50	500/A/A	AUD

Touring

MICHELIN®
Pilot® MXM4®

Providing all-season sport handling and a quiet, comfortable ride, this tire is original equipment on vehicles like Cadillac CTS, Acura TL and Mercedes C-Class.



Feel Every Curve ¹

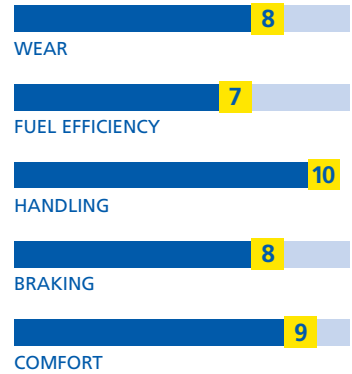
European-handling profile with rounder shoulder keeps you in tune with every corner and enables you to push your vehicle to the edges of its performance capabilities ¹

Enjoy a Quiet, Comfortable Ride.

MICHELIN® Comfort Control Technology™ uses computer-optimized design and precision manufacturing to reduce vibrations and road noise.

50,000-Mile Limited Warranty for H-/V-Rated Sizes. 40,000-Mile Limited Warranty for W-Rated Sizes ²

Tread design with MaxTouch Construction™ for even tread wear and numerous biting edges for all-season grip combine to deliver many miles of driving pleasure ³



Popular Replacement Market Fitments:

- Honda Accord TL
- Honda Accord RC
- Cadillac CTS
- Dodge Challenger
- Nissan Altima

¹ Exceeding the safe, legal speed limit is neither recommended nor endorsed.

² See Michelin Owner's Manual for complete description.

³ 50,000-mile limited warranty for H-/V-speed rated tires; 40,000-mile limited warranty for W-speed rated tires. See Michelin Owner's Manual for complete description.



MICHELIN® Pilot® MXM4®

Tire Size	Service Description	Limited Warranty	Side-wall	MSPN	Rim Width Range (inches)	Section Width on Measuring Rim Width (inches)	Overall Diameter (inches)	Tread Depth (in/32nds)	Rev/ Mile @45 mph	Max Load Single (lbs@psi)	UTQG	O.E. Fitments
225/55R16	95H	50K	BSW	70341	6 - 8	9.3 on 7	25.8	10	806	1521@51	300/A/A	BMW, VOV
225/45R17	91H MO	50K	RRBL	15217	7 - 8.5	8.9 on 7.5	25	10	833	1356@51	300/A/A	MB
245/40R17	91H MO	50K	RRBL	27395	8 - 9.5	9.8 on 8.5	24.7	10	841	1356@51	300/A/A	MB
P245/50R17	98V	50K	BSW	29719	7 - 8.5	10 on 7.5	26.7	9.5	779	1653@44	300/A/A	ACU
P225/45R18	91W	40K	BSW	72542	7 - 8.5	8.9 on 7.5	25.9	10	802	1356@44	300/A/A	
P235/50R18	97V	50K	BSW	04271	6.5 - 8.5	9.7 on 7.5	27.3	9.5	762	1609@44	300/A/A	GM
P235/50ZR18	97W	40K	BSW	91426	6.5 - 8.5	9.7 on 7.5	27.3	9.5	761	1609@51	300/A/A	GM
P235/55R18	99H	50K	BSW	06009	6.5 - 8.5	9.7 on 7.5	28.2	9.5	739	1709@44	300/A/A	FOR
P245/45R18	96V	50K	BSW	02817	7.5 - 9	9.6 on 8	26.7	9	780	1565@44	300/A/A	ACU
P265/45R18	101V	50K	BSW	39731	8.5 - 10	10.5 on 9	27.4	9.5	760	1819@44	300/A/A	GM

MICHELIN®
Primacy™ MXV4®

Perfect for comfort-oriented touring vehicles such as Honda Accord and Toyota Camry, this tire delivers all-season traction and a safe, comfortable ride.



ALL-SEASON TIRE



60,000-Mile Limited Warranty ¹


MaxTouch Construction™ maximizes the tire’s contact with the road and evenly distributes the forces of acceleration, braking and cornering, resulting in longer wear ¹⁾

Enjoy a Quiet, Comfortable Ride.

MICHELIN® Comfort Control Technology™ uses computer-optimized design and precision manufacturing to reduce vibrations and road noise.

Confident Wet-Weather Handling.

Unique tread design offers numerous biting edges for all-season grip in rain and snow.



Popular Replacement Market Fitments:

- Honda Accord
- Toyota Camry
- Nissan Altima
- Ford Fusion

¹ See Michelin Owner’s Manual for complete description.

Tire Size	Service Description	Limited Warranty	Side-wall	MSPN	Rim Width Range (inches)	Section Width on Measuring Rim Width (inches)	Overall Diameter (inches)	Tread Depth (in/32nds)	Rev/ Mile @45 mph	Max Load Single (lbs@psi)	UTQG	O.E. Fitments
P205/55R16	89H	60K	BSW	01991	5.5 - 7.5	8.4 on 6.5	24.9	9.5	836	1279@51	620/A/A	TOY
P215/55R17	93V	60K	BSW	08357	6 - 7.5	8.9 on 7	26.3	9.5	791	1433@51	500/A/A	TOY
215/55R17	94V	60K	BSW	28637	6 - 7.5	8.9 on 7	26.3	9.5	791	1477@44	500/A/A	HON
225/55R17	97V	60K	BSW	02647	6 - 8	9.2 on 7	26.8	11	777	1609@44	620/A/A	
P235/60R17	100T	60K	BSW	38169	6.5 - 8.5	9.5 on 7	28.1	9.5	740	1764@44	500/A/A	TOY
P235/65R17	103T	60K	BSW	66126	6.5 - 8.5	9.5 on 7	29.1	10	716	1929@44	500/A/A	HON
P235/60R18	102T	60K	BSW	35096	6.5 - 8.5	9.45 on 7	29	10	715	1874@44	500/A/A	HON
P235/50R19	99V	60K	BSW	22559	6.5 - 8.5	9.7 on 7.5	28.3	9.5	735	1709@44	500/A/A	TOY



MICHELIN®
Primacy™ 3

This summer tire delivers excellent wet and dry handling and is original equipment on luxury touring vehicles like BMW 5 & 7 Series, Mercedes-Benz S-Class and Audi A6.



SUMMER TIRE



Excellent performance on wet and dry pavements.

Innovative auto-blocking sipe technology along with new patented rubber tread compound provide excellent wet performance and better sport handling.

Available in Zero Pressure Technology.

Reinforced sidewalls enable car to be driven up to 50 miles with no air pressure — available in a variety of fitments.

Enjoy a Quiet, Comfortable Ride.

MICHELIN® Comfort Control Technology™ uses computer-optimized design and precision manufacturing to reduce vibrations and road noise.



Popular Replacement Market Fitments:

- BMW 5-Series
- BMW 7-Series
- Mercedes-Benz S-Class
- Audi A6



MICHELIN® Primacy™ 3

Tire Size	Service Description	Limited Warranty	Side-wall	MSPN	Rim Width Range (inches)	Section Width on Measuring Rim Width (inches)	Overall Diameter (inches)	Tread Depth (in/32nds)	Rev/ Mile @45 mph	Max Load Single (lbs@psi)	UTQG	O.E. Fitments
195/55R16	87H	30K	BSW	75836	5.5 - 7	7.91 on 6	24.4	9	852	1201@51	240/A/A	
195/55R16/XL	91V	30K	BSW	63827	5.5 - 7	7.91 on 6	24.4	9	852	1356@50	240/A/A	
205/55R16	91H	30K	BSW	61477	5.5 - 7.5	8.43 on 6.5	24.8	9	836	1356@51	240/A/A	
205/55R16	91V	30K	BSW	22405	5.5 - 7.5	8.43 on 6.5	24.8	9	836	1356@51	240/A/A	
205/55R16	91W	35K	BSW	71064	5.5 - 7.5	8.43 on 6.5	24.8	9	836	1356@51	240/A/A	AUD
215/55R16/XL	97V	45K	BSW	01252	6 - 7.5	8.9 on 7	25.2	9	823	1609@50	240/A/A	
205/45R17/XL	88W *	35K	BSW	35787	6.5 - 7.5	8.11 on 7	24.2	9	858	1235@50	240/A/A	BMW
205/55R17	91W	30K	BSW	16732	5.5 - 7.5	8.43 on 6.5	25.9	9	803	1356@51	240/A/A	
225/45R17	91W	30K	BSW	46185	7 - 8.5	8.86 on 7.5	24.9	9	833	1356@51	240/A/A	
225/50R17	94W MO	35K	BSW	50213	6 - 8	9.17 on 7	25.9	9	803	1477@51	240/A/A	MB
225/55R17	97W *	30K	BSW	59928	6 - 8	9.17 on 7	26.7	9	777	1609@51	240/A/A	BMW
225/55R17	97Y *	35K	BSW	06871	6 - 8	9.17 on 7	26.7	9	777	1609@51	240/A/A	BMW
225/55R17	97Y AO	35K	BSW	33639	6 - 8	9.17 on 7	26.7	9	777	1609@51	240/A/A	AUD
225/55R17	97Y *MO	30K	BSW	60349	6 - 8	9.17 on 7	26.7	9	777	1609@51	240/A/A	MB
235/50R17	96W	35K	BSW	81326	6.5 - 8.5	9.65 on 7.5	26.3	9	791	1565@51	240/A/A	FOR
245/55R17	102W MO	35K	BSW	36368	7 - 8.5	9.96 on 7.5	27.6	9	753	1874@51	240/A/A	MB
225/45R18	91W *	30K	BSW	01560	7 - 8.5	8.86 on 7.5	25.9	9	802	1356@51	240/A/A	BMW
225/45R18/XL	95W *	30K	BSW	76250	7 - 8.5	8.86 on 7.5	25.9	9	802	1521@50	240/A/A	BMW
225/45R18/XL	95Y MO	30K	BSW	02661	7 - 8.5	8.86 on 7.5	25.9	9	802	1521@50	240/A/A	MB
235/55R18/XL	104Y	35K	BSW	80985	6.5 - 8.5	9.65 on 7.5	28.1	9	739	1984@50	240/A/A	AUD
245/40R18/XL	97Y MO	30K	BSW	78687	8 - 9.5	9.76 on 8.5	25.7	9	809	1609@50	240/A/A	MB
245/45R18/XL	100W	35K	BSW	38104	7.5 - 9	9.57 on 8	26.6	9	780	1764@50	240/A/A	VOV
245/45R18/XL	100Y *MO	35K	BSW	05678	7.5 - 9	9.57 on 8	26.6	9	780	1764@50	240/A/A	MB
245/45R18/XL	100Y AO	35K	BSW	46128	7.5 - 9	9.57 on 8	26.6	9	780	1764@50	240/A/A	AUD
245/45R18/XL	100Y MO	30K	BSW	29301	7.5 - 9	9.57 on 8	26.6	9	780	1764@50	240/A/A	MB
245/45R18	96Y	35K	BSW	22674	7.5 - 9	9.57 on 8	26.6	9	780	1565@51	240/A/A	AUD
245/50R18	100W MO	30K	BSW	79406	7 - 8.5	9.96 on 7.5	27.6	9	751	1764@51	240/A/A	MB
245/50R18	100Y *	30K	BSW	05035	7 - 8.5	9.96 on 7.5	27.6	9	751	1764@51	240/A/A	BMW
275/40R18	99Y *MO	30K	BSW	04935	9 - 11	10.94 on 9.5	26.6	9	780	1929@51	240/A/A	MB
245/40R19/XL	98Y MO	35K	BSW	21420	8 - 9.5	9.76 on 8.5	26.7	9	778	1653@50	240/A/A	MB
245/40R19/XL	98Y *MO	30K	BSW	08280	8 - 9.5	9.76 on 8.5	26.7	9	778	1477@50	240/A/A	MB
245/45R19	98Y *	30K	BSW	47973	7.5 - 9	9.57 on 8	27.6	9	751	1477@50	240/A/A	BMW
245/45R19	98Y *	30K	BSW	44456	7.5 - 9	9.57 on 8	27.6	9	751	1653@51	240/A/A	BMW
275/35R19/XL	100Y *MO	30K	BSW	52872	9 - 11	10.94 on 9.5	26.5	9	783	1764@50	240/A/A	MB
275/40R19	101Y *	30K	BSW	75680	9 - 11	10.94 on 9.5	27.6	9	751	1819@50	240/A/A	BMW
275/40R19	101Y *	30K	BSW	49941	9 - 11	10.94 on 9.5	27.6	9	751	1819@51	240/A/A	BMW

Touring



Offering a unique balance of comfort, all-season performance and exceptionally high mileage, each MICHELIN® Passenger Car and Minivan tire is engineered to instill a feeling of security on virtually any road and in virtually any weather. From the everyday outstanding performance of the MICHELIN® Defender® T + H tire to the exceptional lower rolling resistance of the MICHELIN® Energy™ Saver A/S tire, drivers are sure to find a MICHELIN® Passenger Car or Minivan tire that's designed for their style of driving.

PASSENGER CAR AND MINIVAN

These tires offer the peace of mind that comes with an exceptional combination of safety, long-lasting treadwear and fuel efficiency.

KEY PASSENGER CAR AND MINIVAN TIRE LINES

Use this chart to help your customers find the right tires for their specific needs.

	Wear Life	Fuel Efficiency	Handling	Braking	Comfort
MICHELIN® Defender® T + H	10	8	9	10	9
MICHELIN® Energy™ Saver A/S	7	10	8	8	10



MICHELIN®
Energy™ Saver A/S

Our ultimate fuel-efficient passenger car tire is ideally suited for drivers looking to maximize fuel economy without compromising long treadlife and all season safety.



ALL-SEASON TIRE



Can save up to 400 USD in Gas Over the Life of Your Tires at 3.75 USD Per Gallon versus a Leading Competitor ¹

EnergySaver Construction™, combined with a special type of tread rubber, keeps the tire cooler — helping your engine improve fuel efficiency and reduce CO2 emissions.

Lasts up to 16,000 Miles Longer than a Leading Competitor ²

MaxTouch Construction™ maximizes the tire's contact with the road and evenly distributes the forces of acceleration, braking and cornering, resulting in longer wear.

Stops up to 8 Feet Shorter for Added Safety ³

Silica-based tread compound provides all-around traction and no-compromise braking that results in up to 8 feet shorter stopping distance than a leading competitor ⁴



Popular Replacement Market Fitments:

- Toyota Prius
- Honda Civic Hybrid
- Ford Focus Hybrid
- Chevrolet Malibu
- Ford Fusion

¹ Based upon rolling resistance testing versus Bridgestone® Turanza® EL400, P185/65R15 size tire. Fuel savings are estimates only. Actual on-road savings may vary.
² Based on third-party wear test results versus Bridgestone® Ecopia EP100, P185/65R15 size tire .
³ Based on internal wet braking test results versus Bridgestone® Ecopia EP100, P185/65R15 size tire .
⁴ Based on third party wet braking test results versus Bridgestone® Ecopia EP100, P185/65R15 size tires.



MICHELIN® Energy™ Saver A/S

Tire Size	Service Description	Limited Warranty	Side-wall	MSPN	Rim Width Range (inches)	Section Width on Measuring Rim Width (inches)	Overall Diameter (inches)	Tread Depth (in/32nds)	Rev/ Mile @45 mph	Max Load Single (lbs@psi)	UTQG	O.E. Fitments
175/65R15	84H *	65K	BSW	11987	5 - 6	7 on 5	24	9.5	867	1102@44	480/A/B	BMW
195/65R15	91T	65K	BSW	34184	5.5 - 7	7.9 on 6	25	8	832	1356@44	480/A/B	HYN
205/55R16	91H	65K	BSW	66109	5.5 - 7.5	8.4 on 6.5	24.9	8.5	836	1356@44	480/A/B	HYN
P205/60R16	91V	55K	BSW	10484	5.5 - 7.5	8.2 on 6	25.7	9.5	810	1356@44	480/A/A	TOY
205/60R16	92H	65K	BSW	34895	5.5 - 7.5	8.2 on 6	25.7	9	810	1389@44	480/A/A	KIA
P205/65R16	94S	65K	BSW	42830	5.5 - 7.5	8.2 on 6	26.5	9.5	786	1477@44	480/A/B	TOY
205/65R16	95H	65K	BSW	03507	5.5 - 7.5	8.2 on 6	26.5	9	786	1521@44	480/A/B	HYN
215/55R16	93V	55K	BSW	77092	6 - 7.5	8.9 on 7	25.3	8	823	1433@44	480/A/B	HON
P215/50R17	90V	55K	BSW	72288	6 - 7.5	8.9 on 7	25.5	9	815	1323@44	480/A/A	NIS
215/50R17	91H TPC	65K	BSW	33539	6 - 7.5	8.9 on 7	25.5	8	815	1356@44	480/A/B	GM
215/50R17	91H	65K	BSW	11674	6 - 7.5	8.9 on 7	25.5	9	815	1356@44	480/A/B	GM
215/50R17	91H	65K	BSW	16798	6 - 7.5	8.9 on 7	25.5	9	815	1356@44	480/A/B	
215/55R17	94V	55K	BSW	51569	6 - 7.5	8.9 on 7	26.3	9.5	791	1477@44	480/A/B	TOY, LEX
P215/65R17	98T	65K	BSW	11387	6 - 7.5	8.7 on 6.5	28	9.5	742	1653@44	480/A/B	CHR
P225/50R17	93V	55K	BSW	03458	6 - 8	9.2 on 7	25.9	9.5	803	1433@44	480/A/A	FOR
225/50R17	94V	55K	BSW	18116	6 - 8	9.2 on 7	25.9	8.5	803	1477@44	480/A/A	HON
225/50R17	94V	55K	BSW	70895	6 - 8	9.2 on 7	25.9	9	803	1477@44	480/A/A	HON
P225/65R17	100T	65K	BSW	47360	6 - 8	9 on 6.5	28.5	10	730	1764@44	480/A/B	CHR
P235/50R17	95T	65K	BSW	60662	6.5 - 8.5	9.7 on 7.5	26.3	9.5	791	1521@44	480/A/B	GM
235/50R17	96H	65K	BSW	23609	6.5 - 8.5	9.7 on 7.5	26.3	9	791	1565@44	480/A/A	FOR
235/55R17	99H	65K	BSW	24910	6.5 - 8.5	9.6 on 7.5	27.2	8.5	766	1709@44	480/A/B	FOR
235/45R18	94V	55K	BSW	83418	7.5 - 9	9.3 on 8	26.3	8.5	790	1477@44	480/A/B	HON
235/45R18	94V	55K	BSW	64561	7.5 - 9	9.3 on 8	26.3	8.5	790	1477@44	480/A/B	FOR, LEX
P235/50R18	97V	55K	BSW	14031	6.5 - 8.5	9.7 on 7.5	27.3	9.5	762	1609@44	480/A/A	HYN
P265/65R18	112T TPC	65K	BSW	85637	7.5 - 9.5	10.7 on 8	31.5	9	659	2469@44	480/A/B	GM
LT235/80R17/E	120R TPC	50K	BSW	78923	6 - 7.5	9.2 on 6.5	31.8	11.5	654	3085@80		GM

MICHELIN®

Defender® T + H

More miles. With the safety you expect. Designed for the doers, Michelin's longest-lasting tire keeps you on the go longer ¹ --because life never stops moving.



ALL-SEASON TIRE



Lose track of the miles. The longest-lasting tire among leading competitive tires. ¹


Drive on and rack up the miles. Our MaxTouch Construction™ is designed to ensure the tire contact forces are evenly distributed - maximizing treadlife. And our durable EverTread™ compound offers long-lasting dependability.

Escape compromise. Miles of uncompromised safety performance. ²

Leave worries behind and hit the road with confidence. Our IntelliSipe™ technology is designed to maximize biting edges for exceptional grip and control in all seasons, while special rain grooves help prevent hydroplaning.

Get there comfortably. Designed to deliver a quiet, comfortable ride.

Experience miles of quiet and comfort wherever you go. Our Comfort Control Technology™ helps ensure ride satisfaction while minimizing noise with the road.



Popular Replacement Market Fitments:

- Honda Odyssey
- Chevrolet Malibu
- Toyota Sienna
- Nissan Altima
- Chrysler Town & Country
- Ford Focus

¹ Based on commissioned third-party wear test results in tire size 225/55R17 97H versus Goodyear® Assurance® TripleTred™ All-Season and Continental® TrueContact™ in 225/55R17 97H and Pirelli® P4™ Four Seasons+ in 225/55R17 97T on a 2016 Chevrolet Malibu; and in tire size 205/55R16 91H versus Bridgestone Turanza Serenity Plus in 205/55R16 91H tire size on a 2015 Honda Civic. Actual on-road results may vary.

² Based on internal wet braking test results at 50 mph and at 60 mph in tire size 225/55R17 97H versus Goodyear® Assurance® TripleTred™ All-Season and Continental® TrueContact™ in 225/55R17 97H and Pirelli® P4™ Four Seasons+ in 225/55R17 97T on a 2016 Chevrolet Malibu; and in tire size 205/55R16 91H versus Bridgestone Turanza Serenity Plus in 205/55R16 91H tire size on a 2015 Honda Civic. Actual on-road results may vary.



MICHELIN® Defender® T + H

Tire Size	Service Description	Limited Warranty	Side-wall	MSPN	Rim Width Range (inches)	Section Width on Measuring Rim Width (inches)	Overall Diameter (inches)	Tread Depth (in/32nds)	Rev/ Mile @45 mph	Max Load Single (lbs@psi)	UTQG	O.E. Fitments
185/65R14	86H	80K	BSW	16500	5 - 6.5	7.4 on 5.5	23.4	10	887	1168@44	820/A/B	
185/70R14	88H	80K	BSW	82641	4.5 - 6	7.4 on 5.5	24.2	10	858	1235@44	820/A/B	
195/70R14	91H	80K	BSW	19528	5 - 6.5	7.9 on 6	24.8	10	839	1356@44	820/A/B	
185/60R15	84H	80K	BSW	94994	5 - 6.5	7.4 on 5.5	23.7	10	876	1102@44	820/A/B	
185/65R15	88H	80K	BSW	66696	5 - 6.5	7.4 on 5.5	24.4	10	851	1235@44	820/A/B	
195/60R15	88H	80K	BSW	61436	5.5 - 7	7.9 on 6	24.2	10	859	1235@44	820/A/B	
195/65R15	91H	80K	BSW	08771	5.5 - 7	7.9 on 6	25	10	832	1356@44	820/A/B	
205/65R15	94H	80K	BSW	27187	5.5 - 7.5	8.2 on 6	25.5	10	817	1477@44	820/A/B	
205/70R15	96H	80K	BSW	03152	5 - 7	8.2 on 6	26.3	10	790	1565@44	820/A/B	
215/70R15	98H	80K	BSW	09879	5.5 - 7	8.7 on 6.5	26.9	10	774	1653@44	820/A/B	
185/55R16	83H	80K	BSW	36742	5 - 6.5	7.6 on 6	24	10	866	1074@44	820/A/B	
205/55R16	91H	80K	BSW	92638	5.5 - 7.5	8.4 on 6.5	24.9	10	836	1356@44	820/A/B	
205/60R16	92H	80K	BSW	96438	5.5 - 7.5	8.2 on 6	25.7	10	810	1389@44	820/A/B	
205/65R16	95H	80K	BSW	34654	5.5 - 7.5	8.2 on 6	26.4	10	786	1521@44	820/A/B	
215/60R16	95H	80K	BSW	87432	6 - 7.5	8.7 on 6.5	26.1	10	796	1521@44	820/A/B	
215/65R16	98H	80K	BSW	48076	6 - 7.5	8.7 on 6.5	27	10	770	1653@44	820/A/B	
225/60R16	98H	80K	BSW	19256	6 - 8	9 on 6.5	26.6	10	782	1653@44	820/A/B	
225/65R16	100H	80K	BSW	28549	6 - 8	9 on 6.5	27.5	10	757	1764@44	820/A/B	
235/60R16	100H	80K	BSW	06472	6.5 - 8.5	9.4 on 7	27.1	10	768	1764@44	820/A/B	
235/65R16	103H	80K	BSW	40735	6.5 - 8.5	9.4 on 7	28	10	742	1929@44	820/A/B	
215/55R17	94H	80K	BSW	11711	6 - 7.5	8.9 on 7	26.3	10	791	1477@44	820/A/B	
215/60R17	96H	80K	BSW	58359	6 - 7.5	8.7 on 6.5	27.2	10	766	1565@44	820/A/B	
215/65R17	99H	80K	BSW	34804	6 - 7.5	8.7 on 6.5	28	10	742	1709@44	820/A/B	
225/50R17	94H	80K	BSW	32073	6 - 8	9.2 on 7	25.9	10	803	1477@44	820/A/B	
225/55R17	97H	80K	BSW	16967	6 - 8	9.2 on 7	26.8	10	777	1609@44	820/A/B	
225/60R17	99H	80K	BSW	76339	6 - 8	9 on 6.5	27.6	10	753	1709@44	820/A/B	
225/65R17	102H	80K	BSW	85248	6 - 8	9 on 6.5	28.5	10	730	1874@44	820/A/B	
235/50R17	96H	80K	BSW	11229	6.5 - 8.5	9.6 on 7.5	26.3	10	791	1565@44	820/A/B	
235/55R17	99H	80K	BSW	69235	6.5 - 8.5	9.6 on 7.5	27.2	10	766	1709@44	820/A/B	
235/60R17	102H	80K	BSW	46616	6.5 - 8.5	9.4 on 7	28.1	10	740	1874@44	820/A/B	
215/55R18	95H	80K	BSW	35336	6 - 7.5	8.9 on 7	27.3	10	762	1521@44	820/A/B	
235/60R18	103H	80K	BSW	03640	6.5 - 8.5	9.4 on 7	29.1	10	715	1929@44	820/A/B	



Whether your customers drive sports cars, passenger cars, light trucks or SUVs, Michelin has a winter tire specifically designed to provide ultimate assurance in cold-weather conditions. MICHELIN® Winter tires help maintain traction by keeping their flexibility – even when temperatures plummet. MICHELIN® Winter tires also feature specially designed tread patterns that bite through snow and ice to help hold the road during slippery winter driving.

WINTER

Starting, stopping and cornering traction that delivers the security your customers want, winter after winter.

KEY WINTER TIRE LINES

Use this chart to help your customers find the right tires for their specific needs.

Passenger/Touring Winter Tires	Wear Life	Fuel Efficiency	Handling	Ice Traction	Snow Traction
MICHELIN® X-Ice® Xi3	10	10	8	10	10
MICHELIN® PILOT® Alpin® 5™	8	10	10	8	8
MICHELIN® PILOT® Alpin® PA4™	8	10	10	8	8

Light Truck/SUV Winter Tires	Wear Life	Fuel Efficiency	Handling	Ice Traction	Snow Traction
MICHELIN® Latitude® X-Ice® Xi2	10	10	8	10	10
MICHELIN® PILOT® Alpin® 5™ SUV	8	10	10	8	8
MICHELIN® Latitude® Alpin® LA2	7	8	10	8	8
MICHELIN® Agilis® CrossClimate®	10	9	7	8	8



MICHELIN®
X-Ice® Xi3

Provides ultimate winter confidence over many miles, enabling you and your loved ones to fully embrace winter even in the harshest conditions.



WINTER TIRE



Built to take on Ice and Snow.

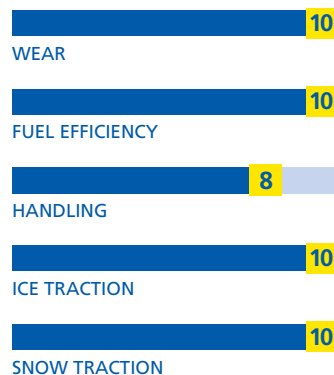
This 3rd generation X-Ice® winter tire provides the necessary traction to safely overcome extreme winter conditions featuring Cross Z Sipes, Micro-Pumps, and FleX-Ice™ compound.

Lasting winter performance.

The MICHELIN® X-Ice® Xi3 tire provides winter performance that lasts for 40,000 miles¹ with MICHELIN® MaxTouch Construction™ which features a unique contact patch shape - maximizing even and longer tread life.

MICHELIN® Total Performance™

The MICHELIN® X-Ice® Xi3 is also designed to be environmentally friendly to help reduce fuel consumption in addition to having excellent winter grip and long lasting tread life.



Popular Replacement Market Fitments:

- Volkswagen Jetta
- Chrysler Town & Country
- Chevrolet Malibu

¹ For terms and conditions, see your MICHELIN® Tires Owner's manual or visit michelinman.com.

Tire Size	Service Description	Limited Warranty	Side-wall	MSPN	Rim Width Range (inches)	Section Width on Measuring Rim Width (inches)	Overall Diameter (inches)	Tread Depth (in/32nds)	Rev/ Mile @45 mph	Max Load Single (lbs@psi)	UTQG	O.E. Fitments
175/65R14/XL	86T	40K	BSW	48499	5 - 6	7 on 5	23	10.5	905	1168@50		
175/70R14/XL	88T	40K	BSW	21156	4.5 - 6	6.97 on 5	23.7	10.5	878	1235@50		
185/60R14/XL	86H	40K	BSW	71222	5 - 6.5	7.4 on 5.5	22.8	10.5	914	1168@50		
185/65R14/XL	90T	40K	BSW	32548	5 - 6.5	7.44 on 5.5	23.4	10.5	887	1323@50		
185/70R14/XL	92T	40K	BSW	27985	4.5 - 6	7.44 on 5.5	24.2	10.5	858	1389@50		
175/65R15/XL	88T	40K	BSW	36174	5 - 6	7 on 5	24	10.5	867	1235@50		
185/55R15/XL	86H	40K	BSW	36005	5 - 6.5	7.64 on 6	23	10.5	903	1168@50		
185/60R15/XL	88H	40K	BSW	45787	5 - 6.5	7.4 on 5.5	23.7	10.5	876	1235@50		
185/65R15/XL	92T	40K	BSW	01964	5 - 6.5	7.4 on 5.5	24.5	10.5	851	1389@50		

MICHELIN® X-Ice® Xi3

Tire Size	Service Description	Limited Warranty	Side-wall	MSPN	Rim Width Range (inches)	Section Width on Measuring Rim Width (inches)	Overall Diameter (inches)	Tread Depth (in/32nds)	Rev/ Mile @45 mph	Max Load Single (lbs@psi)	UTQG	O.E. Fit-ments
195/60R15/XL	92H	40K	BSW	15919	5.5 - 7	7.9 on 6	24.2	10.5	859	1389@50		
195/65R15/XL	95T	40K	BSW	69846	5.5 - 7	7.9 on 6	25	10.5	832	1521@50		
205/65R15/XL	99T	40K	BSW	39982	5.5 - 7.5	8.2 on 6	25.5	10.5	817	1709@50		
205/70R15	96T	40K	BSW	14965	5 - 7	8.23 on 6	26.3	10.5	790	1565@51		
215/70R15	98T	40K	BSW	66526	5.5 - 7	8.7 on 6.5	26.8	10.5	774	1653@51		
185/55R16/XL	87H	40K	BSW	21898	5 - 6.5	7.64 on 6	24	10.5	866	1201@50		
195/55R16/XL	91H	40K	BSW	54661	5.5 - 7	7.9 on 6	24.4	10.5	852	1356@50		
195/60R16	89H	40K	BSW	19299	5.5 - 7	7.91 on 6	25.2	10.5	825	1279@51		
205/50R16/XL	91H	40K	BSW	16181	5.5 - 7.5	8.4 on 6.5	24.1	10.5	863	1356@50		
205/55R16	91H	30K	BSW	63933	5.5 - 7.5	8.43 on 6.5	24.8	10.5	836	1356@51		
205/55R16/XL	94H	40K	BSW	21049	5.5 - 7.5	8.4 on 6.5	24.9	10.5	836	1477@50		
205/60R16/XL	96H	40K	BSW	38818	5.5 - 7.5	8.2 on 6	25.7	10.5	810	1565@50		
205/65R16/XL	99T	40K	BSW	23885	5.5 - 7.5	8.2 on 6	26.5	10.5	786	1709@50		
215/55R16/XL	97H	40K	BSW	07726	6 - 7.5	8.9 on 7	25.3	10.5	823	1609@50		
215/60R16/XL	99H	40K	BSW	78356	6 - 7.5	8.7 on 6.5	26.1	10.5	796	1709@50		
215/65R16/XL	102T	40K	BSW	15333	6 - 7.5	8.7 on 6.5	27	10.5	770	1874@50		
225/55R16/XL	99H	40K	BSW	12342	6 - 8	9.17 on 7	25.7	10.5	808	1709@50		
225/60R16/XL	102H	40K	BSW	13453	6 - 8	9 on 6.5	26.6	10.5	782	1874@50		
225/65R16	100T	40K	BSW	23816	6 - 8	9 on 6.5	27.5	10.5	757	1764@51		
235/60R16	100T	40K	BSW	38480	6.5 - 8.5	9.45 on 7	27	10.5	768	1764@51		
205/50R17	89H	40K	BSW	49996	5.5 - 7.5	8.43 on 6.5	25.1	10.5	828	1279@51		
215/45R17/XL	91H	40K	BSW	68747	7 - 8	8.39 on 7	24.6	10.5	844	1356@50		
215/50R17/XL	95H	40K	BSW	34929	6 - 7.5	8.9 on 7	25.5	10.5	815	1521@50		
215/55R17/XL	98H	40K	BSW	08351	6 - 7.5	8.9 on 7	26.3	10.5	791	1653@50		
215/60R17	96T	40K	BSW	56521	6 - 7.5	8.7 on 6.5	27.1	10.5	766	1565@51		
215/65R17	99T	40K	BSW	16566	6 - 7.5	8.7 on 6.5	28	10.5	742	1709@51		
225/45R17	91H	30K	BSW	04757	7 - 8.5	8.86 on 7.5	24.9	10.5	833	1356@51		
225/45R17/XL	94H	40K	BSW	35279	7 - 8.5	8.86 on 7.5	24.9	10.5	833	1477@50		
225/50R17/XL	98H	40K	BSW	29883	6 - 8	9.2 on 7	25.9	10.5	803	1653@50		
225/55R17/XL	101H	40K	BSW	15405	6 - 8	9.2 on 7	26.8	10.5	777	1819@50		
225/55R17	97H	30K	BSW	40544	6 - 8	9.17 on 7	26.7	10.5	777	1609@51		
225/60R17	99H	40K	BSW	61915	6 - 8	8.98 on 6.5	27.6	10.5	753	1709@51		
235/45R17/XL	97H	40K	BSW	13631	7.5 - 9	9.29 on 8	25.3	10.5	821	1609@50		
235/55R17	99H	40K	BSW	95532	6.5 - 8.5	9.65 on 7.5	27.1	10.5	766	1709@51		
245/45R17/XL	99H	40K	BSW	02686	7.5 - 9	9.57 on 8	25.6	10.5	810	1709@50		
215/45R18/XL	93H	40K	BSW	15692	7 - 8	8.4 on 7	25.6	10.5	812	1433@50		
215/55R18/XL	99H	40K	BSW	56478	6 - 7.5	8.9 on 7	27.2	10.5	762	1709@50		
225/40R18/XL	92H	40K	BSW	16997	7.5 - 9	9.06 on 8	25	10.5	829	1389@50		
225/45R18/XL	95H	40K	BSW	41826	7 - 8.5	8.86 on 7.5	25.9	10.5	802	1521@50		
225/50R18/XL	99H	40K	BSW	83346	6 - 8	9.2 on 7	26.9	10.5	774	1709@50		
225/55R18	98H	40K	BSW	92837	6 - 8	9.17 on 7	27.7	10.5	749	1653@51		
225/60R18	100H	40K	BSW	91224	6 - 8	8.98 on 6.5	28.6	10.5	727	1764@51		
235/40R18/XL	95H	40K	BSW	96972	8 - 9.5	9.49 on 8.5	25.3	10.5	819	1521@50		
235/45R18/XL	98H	40K	BSW	75806	7.5 - 9	9.29 on 8	26.3	10.5	790	1653@50		
235/50R18/XL	101H	40K	BSW	82382	6.5 - 8.5	9.7 on 7.5	27.3	10.5	762	1819@50		
245/40R18/XL	97H	40K	BSW	24422	8 - 9.5	9.76 on 8.5	25.7	10.5	809	1609@50		
245/45R18/XL	100H	40K	BSW	03794	7.5 - 9	9.57 on 8	26.6	10.5	780	1764@50		
245/50R18/XL	104H	40K	BSW	30147	7 - 8.5	9.96 on 7.5	27.6	10.5	751	1984@50		
255/45R18/XL	103H	40K	BSW	30901	8 - 9.5	10.04 on 8.5	27	10.5	769	1929@50		
245/40R19/XL	98H	40K	BSW	34197	8 - 9.5	9.76 on 8.5	26.7	10.5	778	1653@50		
245/45R19/XL	102H	40K	BSW	06581	7.5 - 9	9.57 on 8	27.6	10.5	751	1874@50		

Winter

MICHELIN®

Latitude® X-Ice® Xi2

Designed to help SUVs, Crossovers and Light Trucks hold the road in a variety of wintry conditions.



WINTER TIRE



Cold-Weather Driving Mastery for Your SUV Pick-Up or Crossover Vehicle.

The special Flex-Ice™ compound is formulated to maintain its flexibility under the most extreme cold-weather conditions while Micro-Pumps and Cross Z Sipe technology provide improved stability in all winter conditions. The wide tread contact patch generates acceleration and braking power, as well as cornering traction for outstanding maneuvering on snow and icy roads.

Lasting winter performance

The MICHELIN® Latitude® X-Ice® Xi2 provides long lasting winter performance with sipes and Micro-Pumps that are maintained season after season and MICHELIN® Max Touch Construction™ which features a unique contact patch shape - maximizing even and longer tread life.

Michelin always aims to bring together multiple performances.

At Michelin we continuously prioritize safety, durability, and fuel efficiency at the same time with minimal trade offs. That is the meaning of MICHELIN® Total Performance™ which will be our difference on every tire.



Popular Replacement Market Fitments:

- Chevy Tahoe
- Chevrolet Silverado
- Ford Explorer



MICHELIN® Latitude® X-Ice® Xi2

Tire Size	Service Description	Limited Warranty	Side-wall	MSPN	Rim Width Range (inches)	Section Width on Measuring Rim Width (inches)	Overall Diameter (inches)	Tread Depth (in/32nds)	Rev/ Mile @45 mph	Max Load Single (lbs@psi)	UTQG	O.E. Fit-ments
215/70R16	100T	40K	BSW	27415	5.5 - 7	8.7 on 6.5	27.8	11	746	1764@44		
215/70R16	100T	40K	BSW	37849	5.5 - 7	8.7 on 6.5	27.8	11	746	1764@44		
225/70R16	103T	40K	BSW	12106	6 - 7.5	8.98 on 6.5	28.4	11	732	1929@44		
225/70R16	103T	40K	BSW	12604	6 - 7.5	8.98 on 6.5	28.4	11	732	1929@44		
235/65R16	103T	40K	BSW	14654	6.5 - 8.5	9.45 on 7	28	11	742	1929@44		
235/70R16	106T	40K	BSW	00030	6 - 8	9.45 on 7	28.9	11	718	2094@44		
245/70R16	107T	40K	BSW	61007	6.5 - 8	9.8 on 7	29.5	11	704	2149@44		
265/70R16	112T	40K	BSW	60911	7 - 9	10.7 on 8	30.6	11	679	2469@44		
225/65R17	102T	40K	BSW	08332	6 - 8	8.98 on 6.5	28.5	11	730	1874@44		
235/60R17	102T	40K	BSW	73792	6.5 - 8.5	9.45 on 7	28.1	11	740	1874@44		
235/65R17/XL	108T	40K	BSW	17509	6.5 - 8.5	9.5 on 7	29.1	11	716	2205@50		
245/65R17	107T	40K	BSW	71062	7 - 8.5	9.8 on 7	29.5	11	704	2149@44		
245/70R17	110T	40K	BSW	56125	6.5 - 8	9.76 on 7	30.5	11	681	2337@44		
255/65R17	110T	40K	BSW	39415	7 - 9	10.2 on 7.5	30.1	11	691	2337@44		
255/70R17	112T	40K	BSW	54215	6.5 - 8.5	10.2 on 7.5	31.1	11	669	2469@44		
265/65R17	112T	40K	BSW	12344	7.5 - 9.5	10.7 on 8	30.6	11	681	2469@44		
265/70R17	115T	40K	BSW	05653	7 - 9	10.7 on 8	31.7	11	657	2679@44		
235/55R18	100T	40K	BSW	25602	6.5 - 8.5	9.65 on 7.5	28.1	11	739	1764@44		
235/60R18/XL	107T	40K	BSW	28133	6.5 - 8.5	9.45 on 7	29	11	715	2149@50		
235/65R18	106T	40K	BSW	80710	6.5 - 8.5	9.5 on 7	30	11	692	2094@44		
235/65R18	106T	40K	BSW	29892	6.5 - 8.5	9.45 on 7	30	11	692	2094@44		
245/60R18	105T	40K	BSW	32640	7 - 8.5	9.76 on 7	29.5	11	703	2039@44		
255/55R18/XL	109T	40K	BSW	49952	7 - 9	10.43 on 8	29	11	717	2271@50		
255/55R18/XL	109T	30K	BSW	40961	7 - 9	10.43 on 8	29	11	717	2271@50		
255/55R18/XL	109T	40K	BSW	92922	7 - 9	10.43 on 8	29	11	717	2271@50		
P255/65R18	109T	40K	BSW	05923	7 - 9	10.24 on 7.5	31	11	670	2271@44		
265/60R18	110T	40K	BSW	06787	7.5 - 9.5	10.71 on 8	30.5	11	682	2337@44		
265/65R18	114T	40K	BSW	23064	7.5 - 9.5	10.7 on 8	31.5	11	659	2601@44		
235/55R19	101H	40K	BSW	10814	6.5 - 8.5	9.65 on 7.5	29.1	11	713	1819@44		
255/50R19/XL	107H	30K	BSW	37596	7 - 9	10.43 on 8	29	11	715	2149@50		
255/50R19/XL	107H	40K	BSW	79864	7 - 9	10.43 on 8	29	11	715	2149@50		
255/50R19/XL	107H	40K	BSW	49074	7 - 9	10.4 on 8	29.1	11	715	2149@50		
255/55R19/XL	111H	40K	BSW	92097	7 - 9	10.43 on 8	30	11	692	2403@50		
P255/60R19	108T	40K	BSW	08840	7 - 9	10.2 on 7.5	31.1	11	670	2205@44		
245/50R20	102T	40K	BSW	81544	7 - 8.5	9.96 on 7.5	29.6	11	701	1874@44		
245/50R20	102T	40K	BSW	19020	7 - 8.5	10 on 7.5	29.7	11	701	1874@44		
275/40R20/XL	106H	40K	BSW	09863	9 - 11	10.9 on 9.5	28.7	11	726	2094@50		
275/45R20/XL	110T	40K	BSW	12426	8.5 - 10.5	10.8 on 9	29.8	11	699	2337@50		
275/55R20	113T	40K	BSW	11753	7.5 - 9.5	11.18 on 8.5	31.8	11	652	2535@44		

Winter

MICHELIN® Pilot® Alpin® 5™

MICHELIN® Pilot® Alpin® 5™ tires offer control whatever the winter conditions



WINTER TIRE



Safety whatever the winter conditions

Improvement in braking performance on all types of winter road surfaces (snow, wet, dry). ¹ A new directional tread pattern with a center groove increases resistance to hydroplaning.*

Winter control and driving precision

Improved snow, wet, and dry grip ¹ using the latest generation tread compound integrating a new functional polymer.

Acclaimed by premium car manufacturers

Prominent sidewall appearance to complement the aesthetic look for your vehicle. Approved by AMG (E-Class, CLS Sport, E-Class Coupé, Cabriolet), Audi (A7,A8), BMW (M5) and Mercedes (B-Class, CLA).



¹ Based on internal test results compared to previous generation MICHELIN® Pilot® Alpin® PA4 in size 245/40R18 97V.



MICHELIN® Pilot® Alpin® 5™

Tire Size	Service Description	Limited Warranty	Side-wall	MSPN	Rim Width Range (inches)	Section Width on Measuring Rim Width (inches)	Overall Diameter (inches)	Tread Depth (in/32nds)	Rev/ Mile @45 mph	Max Load Single (lbs@psi)	UTQG	O.E. Fitments
205/55R17	91H MO	30K	BSW	22616	5.5 - 7.5	8.43 on 6.5	25.9	9.5	803	1356@51		MB
225/55R18/XL	102V	30K	BSW	00246	6 - 8	9.17 on 7	27.7	9.5	749	1874@50		AUD
235/50R19/XL	103H	30K	BSW	23983	6.5 - 8.5	9.65 on 7.5	28.3	9.5	735	1929@50		AUD
245/40R19/XL	98V MO	30K	BSW	97257	8 - 9.5	9.76 on 8.5	26.7	9.5	778	1653@50		MB
245/45R19/XL	102V	30K	BSW	56778	7.5 - 9	9.57 on 8	27.6	9.5	751	1874@50		AUD
265/40R19/XL	102V *	30K	BSW	16405	9 - 10.5	10.67 on 9.5	27.3	9.5	760	1874@50		BMW
275/35R19/XL	100V MO	30K	BSW	36904	9 - 11	10.94 on 9.5	26.5	9.5	783	1764@50		MB
285/40R19/XL	107V *	30K	BSW	24963	9.5 - 11	11.42 on 10	27.9	9.5	743	2149@50		BMW
245/35R20/XL	95V N0	30K	BSW	25226	8 - 9.5	9.76 on 8.5	26.7	9.5	777	1521@50		POR
255/40R20/XL	101W	30K	BSW	39271	8.5 - 10	10.24 on 9	28	9.5	742	1819@50		AUD
265/40R20/XL	104W MO	30K	BSW	38015	9 - 10.5	10.67 on 9.5	28.3	9.5	734	1764@50		MB
295/35R20/XL	105W MO	30K	BSW	45699	10 - 11.5	11.85 on 10.5	28.1	9.5	740	2039@50		MB

MICHELIN®
Pilot® Alpin® 5™ SUV

MICHELIN® Pilot® Alpin® 5™ SUV tires offer control whatever the winter conditions



WINTER TIRE



Safety whatever the winter conditions

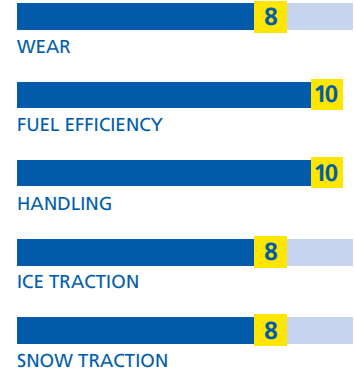
Improvement in braking performance on all types of winter road surfaces (snow, wet, dry). ¹ A new directional tread pattern with a center groove increases resistance to hydroplaning.*

Provides confidence in winter mobility whatever the road condition

Improved snow, wet, and dry grip ¹ using the latest generation tread compound integrating a new functional polymer.

Acclaimed by premium car manufacturers

Prominent sidewall appearance to complement the aesthetic look for your vehicle. Approved by AMG (GLC), BMW (X3), Porsche (Cayenne).



¹ Based on internal test results compared to previous generation MICHELIN® Latitude® Alpin® LA2 in size 235/65R17 108H.



MICHELIN® Pilot® Alpin® 5™ SUV

Tire Size	Service Description	Limited Warranty	Side-wall	MSPN	Rim Width Range (inches)	Section Width on Measuring Rim Width (inches)	Overall Diameter (inches)	Tread Depth (in/32nds)	Rev/ Mile @45 mph	Max Load Single (lbs@psi)	UTQG	O.E. Fitments
225/60R18/XL	104H *	30K	BSW	67319	6 - 8	8.98 on 6.5	28.6	10.5	727	1984@50		BMW
245/50R19/XL	105V *	30K	BSW	24629	7 - 8.5	9.96 on 7.5	28.7	10.5	725	2039@50		BMW
255/55R19/XL	111V N0	30K	BSW	45873	7 - 9	10.43 on 8	30	10.5	692	2403@50		POR
265/50R19/XL	110H *	30K	BSW	05747	7.5 - 9.5	10.91 on 8.5	29.4	10.5	705	2337@50		BMW
275/50R19/XL	112V N0	30K	BSW	95454	7.5 - 9.5	11.18 on 8.5	29.8	10.5	696	2469@50		POR
265/45R20	104V N0	30K	BSW	32018	8.5 - 10	10.47 on 9	29.3	10.5	708	1984@51		POR
265/45R20/XL	108V MO1	30K	BSW	52381	8.5 - 10	10.47 on 9	29.3	10.5	708	2205@50		MB
275/45R20/XL	110V N0	30K	BSW	23659	8.5 - 10.5	10.75 on 9	29.7	10.5	699	2337@50		POR
275/45R20/XL	110V *	30K	BSW	22141	8.5 - 10.5	10.75 on 9	29.7	10.5	699	2337@50		BMW
275/50R20/XL	113V MO	30K	BSW	21209	7.5 - 9.5	11.18 on 8.5	30.8	10.5	674	2535@50		MB
275/50R20/XL	113V MO1	30K	BSW	54724	7.5 - 9.5	11.18 on 8.5	30.8	10.5	674	2535@50		MB
295/40R20	106V N0	30K	BSW	63089	10 - 11.5	11.85 on 10.5	29.2	10.5	710	2094@51		POR
295/40R20/XL	110V MO1	30K	BSW	03435	10 - 11.5	11.85 on 10.5	29.2	10.5	710	2337@50		MB
305/40R20/XL	112V N0	30K	BSW	14060	10 - 12	12.32 on 11	29.6	10.5	702	2469@50		POR
275/40R21/XL	107V N0	30K	BSW	27014	9 - 11	10.94 on 9.5	29.6	10.5	702	2149@50		POR
305/35R21/XL	109V N0	30K	BSW	70583	10 - 12	12.32 on 11	29.4	10.5	707	2271@50		POR

MICHELIN®

Pilot® Alpin® PA4™

MICHELIN® Pilot® Alpin® PA4™ tires merge Pilot performance handling with Alpin tire winter capabilities and designed for OE fitments like the Corvette Stingray.



WINTER TIRE

**Exceptional Control in Snow and Ice.**

Equipped with an exclusive tread design and Stabiligrip, a 3D sipe technology, the new Michelin® Pilot® Alpin® PA4™ tire delivers a 10% improvement in snow acceleration and more than a 5% enhancement in handling on snow covered and icy roads ¹

Improved Braking Distance

The new formula of full silica-based rubber compound, Helio Compound™, allows the Michelin® Pilot® Alpin® PA4™ tire to remain flexible in low temperatures for better winter performance; stopping over 5% shorter on snow, ice and wet roads ²

Certified By Ultra-High Performance Vehicle Manufacturers.

The new Michelin® Pilot® Alpin® PA4™ tire is approved by the high standards of Porsche SE and is currently being tested by many other high-performance vehicle manufacturers.

**Popular Replacement Market Fitments:**

Audi A6

Acura TL

BMW 328i

¹ Internal testing; In comparison to the high standards of the Michelin® Pilot® Alpin® PA3™ tire.

² Internal testing; In comparison to the high standards of the Michelin® Pilot® Alpin® PA3™ tire (braking 6.6 feet shorter at 30 mph on snow and 16.4 feet shorter at 60 mph on wet pavement).

Tire Size	Service Description	Limited Warranty	Side-wall	MSPN	Rim Width Range (inches)	Section Width on Measuring Rim Width (inches)	Overall Diameter (inches)	Tread Depth (in/32nds)	Rev/ Mile @45 mph	Max Load Single (lbs@psi)	UTQG	O.E. Fitments
225/55R17	97H *	30K	BSW	26000	6 - 8	9.17 on 7	26.7	10.5	777	1609@51		BMW
215/45R18/XL	93V MO	30K	BSW	70117	7 - 8	8.39 on 7	25.6	10.5	812	1433@50		MB
225/40R18/XL	92V	30K	BSW	22589	7.5 - 9	9.1 on 8	25.1	10.5	829	1389@50		
225/40R18/XL	92V MO	30K	BSW	18210	7.5 - 9	9.06 on 8	25	10.5	829	1389@50		MB
225/45R18/XL	95V MO	30K	BSW	34241	7 - 8.5	8.86 on 7.5	25.9	10.5	802	1521@50		MB
225/45R18/XL	95V	30K	BSW	24120	7 - 8.5	8.86 on 7.5	25.9	10.5	802	1521@50		
235/40R18/XL	95V MO	30K	BSW	75064	8 - 9.5	9.49 on 8.5	25.3	10.5	819	1521@50		MB
235/40R18/XL	95V *	30K	BSW	78197	8 - 9.5	9.49 on 8.5	25.3	10.5	819	1521@50		BMW
245/40R18/XL	97V MO	30K	BSW	16409	8 - 9.5	9.76 on 8.5	25.7	10.5	809	1609@50		MB

MICHELIN® Pilot® Alpin® PA4™

Tire Size	Service Description	Limited Warranty	Side-wall	MSPN	Rim Width Range (inches)	Section Width on Measuring Rim Width (inches)	Overall Diameter (inches)	Tread Depth (in/32nds)	Rev/ Mile @45 mph	Max Load Single (lbs@psi)	UTQG	O.E. Fitments
245/45R18/XL	100V	30K	BSW	37918	7.5 - 9	9.57 on 8	26.6	10.5	780	1764@50		AUD
245/45R18/XL	100V *MO	30K	BSW	38407	7.5 - 9	9.57 on 8	26.6	10.5	780	1764@50		BMW/
245/45R18/XL	100V *MO	30K	BSW	03983	7.5 - 9	9.57 on 8	26.6	10.5	780	1764@50		BMW
245/50R18	100H *	30K	BSW	55822	7 - 8.5	9.96 on 7.5	27.6	10.5	751	1764@51		BMW
245/50R18/XL	104V MO	30K	BSW	95919	7 - 8.5	9.96 on 7.5	27.6	10.5	751	1984@50		MB
255/35R18/XL	94V *	30K	BSW	21675	8.5 - 10	10.24 on 9	25	10.5	832	1477@50		BMW
255/35R18/XL	94V	30K	BSW	19300	8.5 - 10	10.24 on 9	25	10.5	832	1477@50		
255/40R18/XL	99V	30K	BSW	15608	8.5 - 10	10.24 on 9	26	10.5	799	1709@50		
225/35R19/XL	88W	30K	BSW	76313	7.5 - 9	9.06 on 8	25.2	10.5	824	1235@50		
235/35R19/XL	91W *	30K	BSW	93465	8 - 9.5	9.49 on 8.5	25.4	10.5	817	1356@50		BMW
235/40R19	92V N0	30K	BSW	37731	8 - 9.5	9.5 on 8.5	26.4	10.5	787	1389@51		POR
235/45R19/XL	99V MO	30K	BSW	92319	7.5 - 9	9.29 on 8	27.3	10.5	760	1709@50		MB
235/45R19/XL	99V	30K	BSW	38651	7.5 - 9	9.29 on 8	27.3	10.5	760	1709@50		AUD
245/35R19/XL	93W	30K	BSW	03949	8 - 9.5	9.76 on 8.5	25.7	10.5	807	1433@50		
245/40R19/XL	98V	30K	BSW	23397	8 - 9.5	9.8 on 8.5	26.7	10.5	778	1653@50		
255/35R19/XL	96V *	30K	BSW	03233	8.5 - 10	10.24 on 9	26	10.5	799	1565@50		BMW
255/35R19/XL	96V MO	30K	BSW	46187	8.5 - 10	10.24 on 9	26	10.5	799	1565@50		MB
255/40R19/XL	100V	30K	BSW	01675	8.5 - 10	10.2 on 9	27.1	10.5	769	1764@50		
255/45R19	100V N1	30K	BSW	44651	8 - 9.5	10.04 on 8.5	28	10.5	741	1764@51		POR
255/45R19/XL	104V MO	30K	BSW	70463	8 - 9.5	10.04 on 8.5	28	10.5	741	1984@50		MB
265/35R19/XL	98W	30K	BSW	95125	9 - 10.5	10.67 on 9.5	26.3	10.5	790	1653@50		
265/40R19/XL	102V MO	30K	BSW	03128	9 - 10.5	10.67 on 9.5	27.3	10.5	760	1874@50		MB
265/40R19	98V N0	30K	BSW	02577	9 - 10.5	10.7 on 9.5	27.4	10.5	760	1653@51		POR
265/45R19/XL	105V N0	30K	BSW	26896	8.5 - 10	10.47 on 9	28.3	10.5	733	2039@50		POR
275/35R19/XL	100W	30K	BSW	21781	9 - 11	10.94 on 9.5	26.5	10.5	783	1764@50		
285/30R19/XL	98W	30K	BSW	71621	9.5 - 10.5	11.42 on 10	25.7	10.5	807	1653@50		
285/35R19/XL	103V	30K	BSW	35211	9.5 - 11	11.4 on 10	26.9	10.5	774	1929@50		
285/40R19	103V N1	30K	BSW	21466	9.5 - 11	11.42 on 10	27.9	10.5	743	1929@51		POR
295/35R19/XL	104V MO	30K	BSW	26317	10 - 11.5	11.85 on 10.5	27.1	10.5	767	1984@50		MB
295/40R19/XL	108V N0	30K	BSW	63145	10 - 11.5	11.85 on 10.5	28.3	10.5	735	2205@50		POR
235/35R20/XL	92V N0	30K	BSW	41391	8 - 9.5	9.49 on 8.5	26.4	10.5	786	1389@50		POR
245/35R20	91V N1	30K	BSW	28422	8 - 9.5	9.76 on 8.5	26.7	10.5	777	1356@51		POR
245/35R20/XL	95W	30K	BSW	45265	8 - 9.5	9.76 on 8.5	26.7	10.5	777	1521@50		
255/40R20/XL	101V N0	30K	BSW	99967	8.5 - 10	10.24 on 9	28	10.5	742	1819@50		POR
255/40R20/XL	101V MO	30K	BSW	08127	8.5 - 10	10.24 on 9	28	10.5	742	1819@50		MB
265/30R20/XL	94W	30K	BSW	04620	9 - 10	10.67 on 9.5	26.3	10.5	791	1477@50		
265/35R20/XL	99W	30K	BSW	30039	9 - 10.5	10.67 on 9.5	27.3	10.5	761	1709@50		
275/30R20/XL	97V N0	30K	BSW	31612	9 - 10	10.94 on 9.5	26.5	10.5	784	1609@50		POR
275/30R20/XL	97W	30K	BSW	94869	9 - 10	10.94 on 9.5	26.5	10.5	784	1609@50		
275/35R20/XL	102W	30K	BSW	96301	9 - 11	10.94 on 9.5	27.5	10.5	755	1874@50		
275/40R20/XL	106V N0	30K	BSW	37610	9 - 11	10.94 on 9.5	28.6	10.5	726	2094@50		POR
285/30R20/XL	99W	30K	BSW	10712	9.5 - 10.5	11.4 on 10	26.8	10.5	777	1709@50		
285/35R20/XL	104V N0	30K	BSW	33149	9.5 - 11	11.42 on 10	27.8	10.5	746	1984@50		POR
285/35R20/XL	104V MO	30K	BSW	15197	9.5 - 11	11.42 on 10	27.8	10.5	746	1984@50		MB
295/30R20/XL	101V N1	30K	BSW	35423	10 - 11	11.85 on 10.5	27	10.5	770	1819@50		POR
295/30R20	97V N0	30K	BSW	37742	10 - 11	11.9 on 10.5	27	10.5	770	1609@51		POR
305/30R20/XL	103W	30K	BSW	11973	10.5 - 11.5	12.32 on 11	27.2	10.5	764	1929@50		
315/35R20/XL	110V N0	30K	BSW	92952	10.5 - 12.5	12.6 on 11	28.6	10.5	726	2337@50		POR
335/25R20/XL	103W	30K	BSW	06609	11.5 - 12.5	13.5 on 12	26.6	10.5	782	1929@50		
255/35R21/XL	98W	30K	BSW	36433	8.5 - 10	10.24 on 9	27.9	10.5	743	1653@50		
285/30R21/XL	100W	30K	BSW	00142	9.5 - 10.5	11.42 on 10	27.7	10.5	749	1764@50		

Winter

MICHELIN®

Latitude® Alpin® LA2

Designed for today's CUVs and SUVs, the MICHELIN® Latitude® Alpin® LA2 tires provide you with winter safety and mobility, winter after winter.



WINTER TIRE



Exceptional braking on winter roads for your CUV and SUV

A new generation formula of full silica-based rubber Helio Compound™ 3G, allows the MICHELIN® Latitude® Alpin® LA2 tire to remain flexible in low temperatures for better winter performance.

Enjoy a quiet, smooth and safe drive in cold-weather conditions winter after winter

3-D Stabiligrip Technology™ with variable geometry sipes, rigid tread block reinforcement, adding firmness for more precise and better handling. MICHELIN® Comfort Control Technology™ helps deliver one of the most comfortable rides in the industry by using computer-optimized design and precision manufacturing to offer greatly reduced vibrations and road noise.

Exceptional mileage.

MaxTouch Construction™ combined with the interlocking action of Michelin's siping technology delivers impressively long wear life with exceptional tread block rigidity while optimizing the tire's contact with the road during acceleration, braking and cornering to provide the longevity you expect from Michelin.



Popular Replacement Market Fitments:

- BMW X5
- Mercedes-Benz ML-Class
- Audi Q7
- Acura MDX



MICHELIN® Latitude® Alpin® LA2

Tire Size	Service Description	Limited Warranty	Side-wall	MSPN	Rim Width Range (inches)	Section Width on Measuring Rim Width (inches)	Overall Diameter (inches)	Tread Depth (in/32nds)	Rev/ Mile @45 mph	Max Load Single (lbs@psi)	UTQG	O.E. Fitments
255/55R18/XL	109H *	25K	BSW	12275	7 - 9	10.43 on 8	29	10	717	2271@50		BM
255/55R18/XL	109H *	25K	BSW	48313	7 - 9	10.43 on 8	29	10	717	2271@50		BM
235/55R19	101H	25K	BSW	75293	6.5 - 8.5	9.65 on 7.5	29.1	10	713	1819@51		AUD
255/50R19/XL	107V *	25K	BSW	15278	7 - 9	10.43 on 8	29	10	715	2149@50		BM
255/45R20	101V	25K	BSW	38685	8 - 9.5	10.04 on 8.5	29	10	716	1819@51		AUD
255/45R20/XL	105V MO	25K	BSW	54011	8 - 9.5	10.04 on 8.5	29	10	716	2039@50		MB
255/55R20/XL	110V	25K	BSW	50332	7 - 9	10.43 on 8	31	10	671	2337@50		
265/45R20	104V N0	25K	BSW	30786	8.5 - 10	10.47 on 9	29.3	10	708	1984@51		POR
275/45R20/XL	110V N0	25K	BSW	78321	8.5 - 10.5	10.75 on 9	29.7	10	699	2337@50		POR
275/45R20/XL	110V MO	25K	BSW	38115	8.5 - 10.5	10.75 on 9	29.7	10	699	2337@50		MB
295/40R20	106V N0	25K	BSW	12667	10 - 11.5	11.85 on 10.5	29.2	10	710	2094@51		POR
275/45R21/XL	110V	25K	BSW	37953	8.5 - 10.5	10.75 on 9	30.7	10	676	2337@50		



Drivers looking for toughness in a tire turn to Michelin. Whether they need responsive tires for highway driving, rugged off-road tires, or reinforced tires for heavy-duty commercial applications, the MICHELIN® family of Light Truck, SUV and Crossover tires delivers. Thanks to modern tread designs, premium rubber blends and patented architectural features, these tires match a wide range of driving capabilities. From off-road durability to smooth, performance-based on-road use, MICHELIN® Light Truck, SUV and Crossover tires are engineered to help drivers get the most out of their specific vehicles and driving styles.

LIGHT TRUCK, SUV AND CROSSOVER

Proven balance of long wear life, comfort and all-season grip. The right tires for all driving applications encountered by owners of light trucks, SUVs and crossovers.

KEY LIGHT TRUCK, SUV AND CROSSOVER TIRE LINES

Use this chart to help your customers find the right tires for their specific needs.

	Wear Life	Fuel Efficiency	Off-Road	Braking	Comfort
MICHELIN® Premier® LTX®	8	9	3	9	10
MICHELIN® Defender® LTX® M/S	10	8	7	8	9
MICHELIN® LTX® A/T ²	8	7	10	7	7
MICHELIN® Agilis® CrossClimate®	10	9	7	8	8
MICHELIN® Latitude® Tour HP™	7	8	3	9	9
MICHELIN® Latitude® Tour	9	9	5	8	10
MICHELIN® LTX® M/S ²	10	8	7	8	9
MICHELIN® Pilot® Sport ⁴ SUV	5	8	2	10	6
MICHELIN® Latitude® Sport 3	4	9	2	10	6
MICHELIN® Latitude® Sport	4	7	4	10	6
MICHELIN® Primacy™ XC	7	10	8	8	9



MICHELIN®
Premier® LTX®

Safe When New. Safe When Worn. Even when half-worn, it's still safe, thanks to EverGrip™ wet-braking technology. The MICHELIN® Premier® LTX® tire still stops shorter on wet roads than leading competitors' brand-new tires. ¹



ALL-SEASON TIRE



Shorter Stopping

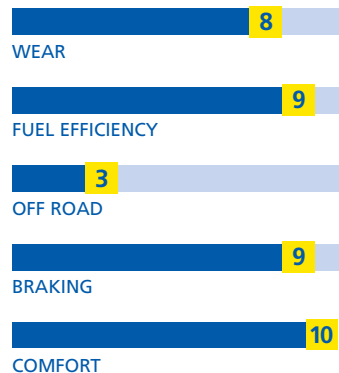
Even when half-worn, it's still safe, thanks to EverGrip™ wet-braking technology. The MICHELIN® Premier® LTX® tire still stops shorter on wet roads than leading competitors' brand-new tires. ¹

Hydroplaning Resistance

With EverGrip™ Technology, expanding rain grooves widen and emerging grooves open as the tire wears to maintain traction.

Excellent Wet Grip

Extreme amounts of silica in the EverGrip™ compound provides exceptional wet grip for everyday handling.



Popular Replacement Market Fitments:

- Cadillac Escalade
- GMC Acadia/Yukon
- Chevrolet Equinox
- Buick Enclave
- Jeep Grand Cherokee
- Ford Escape Titanium
- Toyota 4Runner Limited

¹ Safe refers to wet braking, wet handling and hydroplaning resistance when tires are new and worn to 5/32". All tires eventually wear out and should be replaced. Half-worn Premier® tires are safe because of EverGrip™ Technology which combines an evolving tread with a high traction compound for enhanced wet-braking capabilities. Based on internal wet braking tests from 50 MPH versus Goodyear® Assurance® CS TripleTred™ All-Season tire and Continental CrossContact™ LX20 tire in size 255/55R18 109H; using the MICHELIN® Premier® LTX® tire in size 255/55R18 109H buffed to 5/32" of tread. Actual on-road results may vary.



MICHELIN® Premier® LTX®

Tire Size	Service Description	Limited Warranty	Side-wall	MSPN	Rim Width Range (inches)	Section Width on Measuring Rim Width (inches)	Overall Diameter (inches)	Tread Depth (in/32nds)	Rev/ Mile @45 mph	Max Load Single (lbs@psi)	UTQG	O.E. Fitments
215/65R16	98H	60K	BSW	05066	6 - 7.5	8.8 on 6.5	27.2	8.5	768	1653@44	620/A/A	
215/70R16	100H	60K	BSW	10769	5.5 - 7	8.8 on 6.5	27.9	8.5	747	1764@44	620/A/A	
225/70R16	103H	60K	BSW	96620	6 - 7.5	9 on 6.5	28.3	8.5	732	1929@44	620/A/A	
235/70R16	106H	60K	BSW	34968	6 - 8	9.5 on 7	28.8	8.5	718	2094@44	620/A/A	
225/60R17	99V	60K	BSW	18734	6 - 8	8.8 on 6.5	27.9	8.5	749	1709@44	620/A/A	
225/65R17	102H	60K	BSW	44953	6 - 8	9 on 6.5	28.5	8.5	730	1874@44	620/A/A	
225/65R17	102H TPC	60K	BSW	24267	6 - 8	9 on 6.5	28.5	8.5	730	1874@44	620/A/A	GM
235/60R17	102H	60K	BSW	55836	6.5 - 8.5	9.3 on 7	28.2	10	740	1874@44	620/A/A	
235/65R17	104H	60K	BSW	20703	6.5 - 8.5	9.5 on 7	29.2	10	715	1984@44	620/A/A	
245/65R17	107H TPC	60K	BSW	27199	7 - 8.5	9.7 on 7	29.5	8.5	704	2150@44	620/A/A	GM
255/60R17	106V	60K	BSW	15442	7 - 9	10.2 on 7.5	29.1	8.5	716	2094@51	620/A/A	
265/65R17	112H	60K	BSW	86518	7.5 - 9.5	10.8 on 8	30.3	8.5	681	2469@44	620/A/A	
275/55R17	109V	60K	BSW	30842	7.5 - 9.5	11 on 8.5	28.7	8.5	726	2271@44	620/A/A	
225/60R18	100H TPC	60K	BSW	37567	6 - 8	9 on 6.5	28.6	8.5	727	1764@44	620/A/A	GM
235/50R18	97V	60K	BSW	17152	6.5 - 8.5	9.6 on 7.5	27.5	8.5	762	1609@44	620/A/A	
235/55R18	100H	60K	BSW	18561	6.5 - 8.5	9.6 on 7.5	28.1	8.5	739	1764@44	620/A/A	
235/60R18	103H AO	60K	BSW	05970	6.5 - 8.5	9.5 on 7	29.1	8.5	715	1929@44	620/A/A	AUD
235/60R18/XL	107V	60K	BSW	23801	6.5 - 8.5	9.7 on 7	29.2	10	715	2150@50	620/A/A	
235/65R18	106H TPC	60K	BSW	41120	6.5 - 8.5	9.4 on 7	30	8.5	692	2094@44	620/A/A	GM
235/65R18	106V	60K	BSW	08008	6.5 - 8.5	9.3 on 7	30.1	8.5	692	2094@51	620/A/A	LEX
235/65R18	106V	60K	BSW	21864	6.5 - 8.5	9.45 on 7	30	8.5	692	2094@51	620/A/A	TOY
245/60R18	105V	60K	BSW	68047	7 - 8.5	9.7 on 7	29.5	8.5	703	2039@44	620/A/A	LIN
255/55R18/XL	109V	60K	BSW	01240	7 - 9	10.4 on 8	28.8	8.5	721	2271@50	620/A/A	
255/65R18	111H	60K	BSW	49379	7 - 9	10.2 on 7.5	30.9	8.5	670	2403@44	620/A/A	
265/60R18	110T	60K	BSW	93425	7.5 - 9.5	10.7 on 8	30.5	8.5	682	2337@44	620/A/A	JEP
265/60R18	110V	60K	BSW	10268	7.5 - 9.5	10.7 on 8	30.5	8.5	682	2337@44	620/A/A	
225/55R19	99V	60K	BSW	87941	6 - 8	9.2 on 7	28.9	8.5	723	1709@44	620/A/A	
235/45R19	95H	60K	BSW	00851	7.5 - 9	9.5 on 8	27.4	8.5	758	1521@44	620/A/A	
235/50R19	99H	60K	BSW	07942	6.5 - 8.5	9.65 on 7.5	28.3	10	735	1709@44	620/A/A	
235/55R19	101H AO	60K	BSW	46629	6.5 - 8.5	9.7 on 7.5	29.2	8.5	713	1819@44	620/A/A	AUD
235/55R19	101H	60K	BSW	61381	6.5 - 8.5	9.7 on 7.5	29.2	8.5	714	1819@51	620/A/A	KIA
235/55R19	101V	60K	BSW	35533	6.5 - 8.5	9.7 on 7.5	29.2	10	714	1819@44	620/A/A	
245/55R19	103V	60K	BSW	20699	7 - 8.5	9.7 on 7.5	29.6	8.5	702	1929@44	620/A/A	
255/50R19/XL	107V	60K	BSW	70524	7 - 9	10.4 on 8	29.2	10	715	2150@50	620/A/A	
255/55R19/XL	111V	60K	BSW	37341	7 - 9	10.3 on 8	29.9	8.5	692	2403@50	620/A/A	
255/60R19	109H	60K	BSW	01655	7 - 9	10.24 on 7.5	31.1	10	670	2271@44	620/A/A	
275/55R19	111H	60K	BSW	18269	7.5 - 9.5	11.1 on 8.5	30.8	8.5	677	2403@44	620/A/A	
235/45R20/XL	100H	60K	BSW	78562	7.5 - 9	9.3 on 8	28.5	8.5	728	1764@50	620/A/A	
235/55R20	102H TPC	60K	BSW	31714	6.5 - 8.5	9.6 on 7.5	30.1	8.5	690	1874@44	620/A/A	GM
235/55R20	102H	60K	BSW	07294	6.5 - 8.5	9.65 on 7.5	30.1	8.5	690	1874@44	620/A/A	
235/55R20	102V	60K	BSW	13732	6.5 - 8.5	9.6 on 7.5	30.1	8.5	690	1874@51	620/A/A	LEX
245/50R20	102V	60K	BSW	83032	7 - 8.5	9.8 on 7.5	29.8	8.5	699	1874@44	620/A/A	
255/45R20	101H AO	60K	BSW	14400	8 - 9.5	10 on 8.5	29	8.5	716	1819@44	620/A/A	AUD
255/50R20/XL	109V	60K	BSW	51356	7 - 9	10.5 on 8	30.2	10	687	2271@50	620/A/A	
265/50R20	107V	60K	BSW	45708	7.5 - 9.5	11 on 8.5	30.5	10	681	2150@44	620/A/A	
275/45R20/XL	110V	60K	BSW	78491	8.5 - 10.5	10.7 on 9	29.8	8.5	699	2337@50	620/A/A	
265/40R21/XL	105V	60K	BSW	56556	9 - 10.5	10.7 on 9.5	29.3	8.5	709	2039@50	620/A/A	
275/40R21/XL	107V	60K	BSW	99254	9 - 11	10.9 on 9.5	29.6	8.5	702	2150@50	620/A/A	
265/40R22/XL	106V	60K	BSW	17591	9 - 10.5	11.2 on 9.5	30.5	8.5	678	2094@50	620/A/A	
275/45R22/XL	112V	60K	BSW	40421	8.5 - 10.5	10.9 on 9	32	8.5	649	2469@50	620/A/A	
275/50R22	111H	60K	BSW	27526	7.5 - 9.5	11.1 on 8.5	32.9	8.5	633	2403@44	620/A/A	
285/45R22/XL	114H	60K	BSW	21071	9 - 10.5	11.22 on 9.5	32.1	10	643	2601@50	620/A/A	

MICHELIN®
Defender® LTX® M/S

Our Best Just Got Better. The MICHELIN® Defender® LTX® M/S combines the proven tread design of the LTX® M/S2 with Evertread™ compound to provide durable tread life, no matter the season.



ALL-SEASON TIRE



Improved Tread Life in Severe Conditions

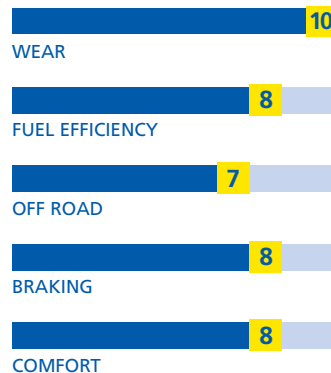
Evertread™ compound helps the MICHELIN® Defender® LTX® M/S last 10% longer in severe conditions than the MICHELIN® LTX® M/S2. ¹

Excellent Wet and Snow Traction

The MICHELIN® Defender® LTX® M/S tire offers shorter wet stopping distances and better snow traction than leading competitive long-warranty tires. ²

Eco-Friendly

MaxTouch Construction™ helps the MICHELIN® Defender® LTX® M/S save you up to 65 gallons of fuel over the life of the tire, compared to a leading competitive tire. ³



Popular Replacement Market Fitments:

- Ford F-Series
- Chevrolet Silverado
- Ford Explorer
- Chevy Tahoe
- Toyota Tundra
- Toyota Tacoma
- Ford Transit Connect

¹ Based on third-party treadwear tests using the MICHELIN® Defender® LTX® M/S tire versus the MICHELIN® LTX® M/S2 tire using size LT265/70R17 121/118R tires. Actual on-road results may vary.

² Based on internal wet braking tests from 50 MPH using a 2011 Ford F-150, and on third-party snow traction tests using ASTM Test Method F1805-12, versus the following competitors. Actual on-road results may vary. Average wet stopping distance: MICHELIN® Defender® LTX® M/S : 265/70R17 115T : 136.5 ft, Bridgestone® Dueler™ H/L Alenza Plus : P265/70R17 113T : 163.0 ft, Firestone® Destination™ LE2 : P265/70R17 113T : 144.5 ft, Goodyear® Wrangler SR-A® : P265/70R17 113R : 170.7 ft Average snow traction: MICHELIN® Defender® LTX® M/S : 265/70R17 115T : 100%, Bridgestone® Dueler™ H/L Alenza Plus : P265/70R17 113T : 49%, Firestone® Destination™ LE2 : P265/70R17 113T : 72%, Goodyear® Wrangler SR-A® : P265/70R17 113R : 79%

³ Based on internal rolling resistance tests versus Goodyear® Wrangler SR-A®; using the MICHELIN® Defender® LTX® M/S tire; in size LT265/70R17 121/118R. Actual on-road results may vary.



MICHELIN® Defender® LTX® M/S

Tire Size	Service Description	Limited Warranty	Side-wall	MSPN	Rim Width Range (inches)	Section Width on Measuring Rim Width (inches)	Overall Diameter (inches)	Tread Depth (in/32nds)	Rev/ Mile @45 mph	Max Load Single (lbs@psi)	UTQG	O.E. Fitments
215/75R15	100T	70K	ORWL	98415	5.5 - 7	8.5 on 6	27.6	12	751	1764@44	800/A/A	
235/75R15/XL	109T	70K	ORWL	82806	6 - 8	9.5 on 6.5	28.8	12	721	2271@50	800/A/A	
215/55R16/XL	97H	70K	BSW	83882	6 - 7.5	9.1 on 7	25.5	10.5	823	1609@50	720/A/A	
215/70R16	100H	70K	BSW	65230	5.5 - 7	8.7 on 6.5	27.8	10.5	746	1764@44	720/A/A	
235/70R16/XL	109T	70K	ORWL	15545	6 - 8	9.6 on 7	28.9	12	718	2271@50	800/A/A	
235/75R16/XL	112T	70K	ORWL	66222	6 - 8	9.2 on 6.5	29.8	12	697	2469@50	800/A/A	
245/70R16	107T	70K	ORWL	10031	6.5 - 8	9.9 on 7	29.4	12	704	2150@44	800/A/A	
245/75R16	111T	70K	BSW	94262	6.5 - 8	9.7 on 7	30.4	12	683	2403@44	800/A/A	
255/65R16	109T	70K	ORWL	01235	7 - 9	10.2 on 7.5	29	12	716	2271@44	800/A/A	
255/70R16	111T	70K	ORWL	42587	6.5 - 8.5	10.5 on 7.5	30	12	691	2403@44	800/A/A	
265/70R16	112T	70K	ORWL	10103	7 - 9	10.8 on 8	30.4	12	679	2469@44	800/A/A	
265/75R16	116T	70K	ORWL	99123	7 - 9	10.8 on 7.5	31.5	12	657	2756@44	800/A/A	
275/70R16	114H	70K	BSW	21974	7 - 9	10.9 on 8	31.1	10.5	667	2601@44	720/A/A	
215/50R17/XL	95H	70K	BSW	20281	6 - 7.5	8.9 on 7	25.7	10.5	815	1521@50	720/A/A	
225/55R17/XL	101H	70K	BSW	34941	6 - 8	9.4 on 7	27	10.5	777	1819@50	720/A/A	
225/65R17	102H	70K	BSW	20555	6 - 8	8.9 on 6.5	28.5	10.5	730	1874@44	720/A/A	
235/65R17	104T	70K	BSW	97630	6.5 - 8.5	9.4 on 7	29	12	716	1984@44	800/A/A	
235/70R17/XL	109T	70K	BSW	82879	6 - 8	9.4 on 7	30	12	693	2271@50	800/A/A	
235/75R17	109T	70K	BSW	51139	6 - 8	9.2 on 6.5	30.8	12	674	2271@44	800/A/A	
245/65R17	107T	70K	BSW	20563	7 - 8.5	9.8 on 7	29.5	12	704	2150@44	800/A/A	
245/70R17	110T	70K	ORWL	24321	6.5 - 8	9.7 on 7	30.5	12	681	2337@44	800/A/A	
255/65R17	110T	70K	BSW	06134	7 - 9	10.3 on 7.5	30.2	12	691	2337@44	800/A/A	
255/70R17	112T	70K	BSW	01832	6.5 - 8.5	10.2 on 7.5	31.1	12	669	2469@44	800/A/A	
255/75R17	115T	70K	BSW	09260	6.5 - 8.5	10 on 7	32	12	649	2679@44	800/A/A	
265/65R17	112T	70K	BSW	02033	7.5 - 9.5	10.7 on 8	30.8	12	681	2469@44	800/A/A	
265/70R17	115T	70K	ORWL	62115	7 - 9	10.9 on 8	31.5	12	657	2679@44	800/A/A	
235/55R18	100T	70K	BSW	14392	6.5 - 8.5	9.6 on 7.5	28.4	12	739	1764@44	800/A/A	
235/60R18/XL	107H	70K	BSW	91738	6.5 - 8.5	9.4 on 7	29.1	12	715	2150@50	720/A/A	
235/65R18	106T	70K	BSW	17887	6.5 - 8.5	9.4 on 7	30	12	692	2094@44	800/A/A	
245/60R18	105H	70K	BSW	52168	7 - 8.5	9.8 on 7	29.6	10.5	703	2039@44	720/A/A	
255/55R18/XL	109H	70K	BSW	98045	7 - 9	10.4 on 8	29	10.5	717	2271@50	720/A/A	
255/65R18	111T	70K	BSW	20661	7 - 9	10.3 on 7.5	31.3	12	670	2403@44	800/A/A	
255/70R18	113T	70K	ORWL	27870	6.5 - 8.5	10.2 on 7.5	32.1	12	648	2535@44	800/A/A	
265/60R18	110T	70K	BSW	71433	7.5 - 9.5	10.7 on 8	30.8	12	682	2337@44	800/A/A	
265/65R18	114T	70K	BSW	56465	7.5 - 9.5	10.7 on 8	31.5	12	659	2601@44	800/A/A	
265/70R18	116T	70K	BSW	05850	7 - 9	10.9 on 8	32.5	12	637	2756@44	800/A/A	
275/60R18	113H	70K	BSW	05396	7.5 - 9.5	10.9 on 8	30.9	10.5	671	2535@44	720/A/A	
275/65R18	116T	70K	BSW	36986	7.5 - 9.5	10.9 on 8	32.1	12	648	2756@44	800/A/A	

Continued ►

MICHELIN® Defender® LTX® M/S

Tire Size	Service Description	Limited Warranty	Side-wall	MSPN	Rim Width Range (inches)	Section Width on Measuring Rim Width (inches)	Overall Diameter (inches)	Tread Depth (in/32nds)	Rev/Mile @45 mph	Max Load Single (lbs@psi)	UTQG	O.E. Fit-ments
285/60R18/XL	120H	70K	BSW	46009	8 - 10	11.5 on 8.5	31.4	10.5	661	3085@50	720/A/A	
235/45R19	95H	70K	BSW	40559	7.5 - 9	9.3 on 8	27.3	10.5	760	1521@44	720/A/A	
235/55R19/XL	105H	70K	BSW	77364	6.5 - 8.5	9.8 on 7.5	29.3	10.5	713	2039@50	720/A/A	
245/55R19	103H	70K	BSW	82897	7 - 8.5	10.1 on 7.5	29.8	10.5	702	1929@44	720/A/A	
255/50R19/XL	107H	70K	BSW	38301	7 - 9	10.4 on 8	29	10.5	715	2150@50	720/A/A	
255/60R19	109H	70K	BSW	17031	7 - 9	10.4 on 7.5	31	10.5	670	2271@44	720/A/A	
245/60R20	107H	70K	BSW	26462	7 - 8.5	9.7 on 7	31.5	10.5	659	2150@44	720/A/A	
255/50R20/XL	109H	70K	BSW	39387	7 - 9	10.4 on 8	30.1	10.5	691	2271@50	720/A/A	
255/55R20/XL	110H	70K	BSW	60282	7 - 9	10.4 on 8	31	10.5	671	2337@50	720/A/A	
265/50R20	107T	70K	BSW	69236	7.5 - 9.5	10.9 on 8.5	30.4	12	683	2150@44	800/A/A	
275/55R20	113T	70K	BSW	04845	7.5 - 9.5	11 on 8.5	32.2	12	652	2535@44	800/A/A	
275/60R20	115T	70K	BSW	12745	7.5 - 9.5	10.9 on 8	33	12	630	2679@44	800/A/A	
285/50R20/XL	116H	70K	BSW	48162	8 - 10	11.7 on 9	31.2	10.5	665	2756@50	720/A/A	
305/50R20	116H	70K	BSW	56918	8.5 - 11	12.2 on 9.5	32.3	10.5	649	2756@44	720/A/A	
285/45R22	110H	70K	BSW	79541	9 - 10.5	11.2 on 9.5	32.1	10.5	648	2337@44	720/A/A	
305/40R22/XL	114H	70K	BSW	14664	10 - 12	12.3 on 11	31.6	10.5	658	2601@50	720/A/A	
31x10.50R15/C	109R	50K	ORWL	70511	7 - 9	11 on 8.5	30.7	13.5	682	2271@50		
35x12.50R20/E	121R	50K	BSW	90190	8.5 - 11	12.4 on 10	34.5	13.5	602	3195@75		
LT265/75R16/E	123R	50K	ORWL	56522	7 - 8	10.5 on 7.5	31.6	13.5	657	3415@80		
LT285/75R16/E	126R	50K	BSW	12719	7.5 - 9	11.2 on 8	32.8	13.5	634	3750@80		
LT225/75R17/E	116R	50K	BSW	63361	6 - 7.5	8.7 on 6	30.3	13.5	686	2755@80		
LT245/75R17/E	121R	50K	BSW	48588	6.5 - 7.5	10 on 7	31.8	13.5	660	3195@80		
LT265/70R17/E	121R	50K	ORWL	27162	7 - 8.5	10.9 on 8	31.7	13.5	657	3195@80		
LT285/70R17/E	121R	50K	BSW	33533	7.5 - 9	11.6 on 8.5	32.7	13.5	635	3195@80		
LT295/70R17/E	121R	50K	BSW	46315	7.5 - 10	11.7 on 8.5	33.3	13.5	624	3195@80		
LT255/65R18/E	120R	50K	BSW	10372	7 - 9	10.2 on 7.5	31	13.5	670	3085@80		
LT265/70R18/E	124R	50K	BSW	26531	7 - 9	10.9 on 8	32.6	13.5	637	3525@80		
LT275/65R18/E	123R	50K	BSW	09200	7.5 - 9	11 on 8	32.2	13.5	648	3415@80		
LT275/70R18/E	125R	50K	BSW	15358	7 - 8.5	11.3 on 8	33.1	13.5	627	3640@80		
LT285/65R18/E	125R	50K	BSW	63733	8 - 10	11.6 on 8.5	32.8	13.5	639	3640@80		
LT295/70R18/E	129R	50K	BSW	39161	7.5 - 10	12 on 8.5	34.3	13.5	607	4080@80		
LT265/60R20/E	121R	50K	BSW	88306	7.5 - 9.5	10.5 on 8	32.8	13.5	640	3195@80		
LT275/65R20/E	126R	50K	BSW	87707	7.5 - 9.5	11 on 8	34.3	13.5	610	3750@80		
LT285/60R20/E	125R	50K	BSW	21239	8 - 10	11.3 on 8.5	33.7	13.5	622	3640@80		
LT285/65R20/E	127R	50K	BSW	43858	8 - 10	11.5 on 8.5	34.5	13.5	602	3860@80		
LT295/60R20/E	126R	50K	BSW	73259	8 - 10	11.7 on 8.5	33.9	13.5	613	3750@80		
LT295/65R20/E	129R	50K	BSW	42902	8 - 10	11.7 on 8.5	35.1	13.5	592	4080@80		



MICHELIN®
LTX® A/T2

A Light Truck and SUV all-terrain tire with a compound designed to resist chipping and tearing, providing excellent durability when the pavement ends.



ALL-SEASON TIRE



60,000 Mile Limited Warranty ¹

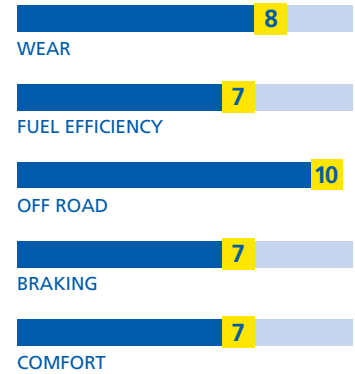
The optimized contact patch shape, provided by MaxTouch Construction™, helps deliver extremely long tire life under the toughest conditions.

35% Longer Life on Gravel ²

Tough off-road endurance capability of the MICHELIN® LTX® A/T2 tire helps it last at least 35% longer on gravel than two leading class competitors.

Very Comfortable Ride

MICHELIN® Comfort Control Technology™ uses computer-optimized design and precision manufacturing to offer greatly reduced vibrations and road noise.



Popular Replacement Market Fitments:

- Toyota Tundra
- Ford F-Series
- Chevrolet Silverado
- GMC Sierra
- Ram Trucks

¹ See Michelin Owner's Manual for complete description.

² Based on Michelin internal gravel endurance test results versus Bridgestone® Dueler™ A/T Rev0 2 and Goodyear® Wrangler® Silent Armor tires on LT 265/70R17. Actual on-off road results may vary.



MICHELIN® LTX® A/T2

Tire Size	Service Description	Limited Warranty	Side-wall	MSPN	Rim Width Range (inches)	Section Width on Measuring Rim Width (inches)	Overall Diameter (inches)	Tread Depth (in/32nds)	Rev/Mile @45 mph	Max Load Single (lbs@psi)	UTQG	O.E. Fitments
P265/70R16	111S	60K	ORWL	21267	7 - 9	10.7 on 8	30.6	14	679	2185@44	500/A/B	
245/65R17	107S	60K	ORWL	47965	7 - 8.5	9.8 on 7	29.5	14	704	1954@44	500/A/B	
265/65R17	112S	60K	ORWL	97614	7.5 - 9.5	10.7 on 8	30.6	14	681	2244@44	500/A/A	
P265/70R17	113S	60K	ORWL	67236	7 - 9	10.7 on 8	31.7	14.5	657	2305@44	500/A/B	
P275/65R18	114T	60K	BSW	06841	7.5 - 9.5	11 on 8	32.1	13	648	2365@51	500/A/B	TOY
275/55R20	113T	60K	BSW	21011	7.5 - 9.5	11.2 on 8.5	31.9	14	652	2304@44	500/A/B	
P275/60R20	114S	60K	BSW	36429	7.5 - 9.5	11 on 8	33	14	630	2365@44	500/A/B	
LT245/75R16/E	120R	60K	BSW	52691	6.5 - 8	9.8 on 7	30.5	16	683	3042@80		
LT265/75R16/E	123R	60K	ORWL	03869	7 - 8	10.5 on 7.5	31.7	16	657	3415@80		
LT235/80R17/E	120R	60K	BSW	35847	6 - 7.5	9.3 on 6.5	31.8	13.5	654	3085@80		
LT245/75R17/E	121R	60K	BSW	06682	6.5 - 7.5	9.8 on 7	31.5	12.5	660	3195@80		FOR
LT245/75R17/E	121R	60K	ORWL	21691	6.5 - 7.5	9.8 on 7	31.5	12.5	660	3195@80		FOR
LT245/75R17/E	121R	60K	ORWL	33918	6.5 - 7.5	9.8 on 7	31.5	16	660	3195@80		
LT265/70R17/E	121R	60K	ORWL	69422	7 - 8.5	10.7 on 8	31.7	12.5	657	3195@80		FOR
LT265/70R17/E	121R	60K	ORWL	67198	7 - 8.5	10.7 on 8	31.7	16	657	3195@80		
LT285/70R17/E	121R	60K	ORWL	61143	7.5 - 9	11.5 on 8.5	32.8	17	635	3195@80		
LT265/70R18/E	124R TPC	60K	BSW	09068	7 - 9	10.7 on 8	32.6	12.5	637	3525@80		GM
LT275/65R18/E	123R	60K	ORWL	03822	7.5 - 9	11 on 8	32.1	16	648	3415@80		
LT275/70R18/E	125R	60K	ORWL	71991	7 - 8.5	11.2 on 8	33.2	14.5	628	3640@80		FOR
LT275/70R18/E	125S TPC	60K	BSW	32157	7 - 8.5	11 on 8	33.2	12	627	3640@80		GM
LT285/65R18/E	125R	60K	ORWL	09247	8 - 10	11.5 on 8.5	32.6	16	639	3640@80		
LT275/65R20/E	126R	60K	ORWL	04238	7.5 - 9.5	11 on 8	34.1	14	610	3750@80		FOR
LT285/55R20/E	122R	60K	BSW	16270	8 - 10	11.7 on 9	32.4	16	643	3305@80		

MICHELIN®
Agilis® CrossClimate®

Stay On Time Without the Down Time. Outstanding combination of longevity, reliability and year-round traction including 3PMSF ⁴ on all road surfaces for today's most demanding commercial vehicles.



ALL-SEASON TIRE



Our Most Durable Heavy Duty Light Commercial Truck Tire

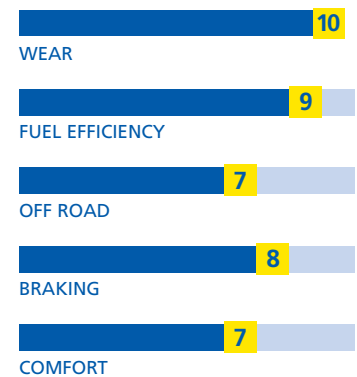
Professional-Grade Construction including CurbGard™ sidewall protectors that resist curb scrubbing in urban environments. This tire has more than twice as much nylon reinforcement than the Michelin® Defender® LTX® M/S for improved durability.

Improved Tread Life Under Heavy Loads

The Michelin® Agilis® CrossClimate® tire lasted 10% to 19% longer under heavy loads than three leading competitive commercial tires. ¹ MaxPressure Profile™ optimizes the tire footprint for better wear life under high pressure, heavy loads, high torque, and stop and go driving. Additionally, the StabiliBlok™ design provides wider and longer tread blocks, to resist extreme torque while providing cool operating temperatures under full load at high speed.

Excellent Wet and Snow Traction

The Michelin® Agilis® CrossClimate® tire offers shorter wet stopping distances ² and better snow traction ³ than leading competitive long-warranty tires. SipeLock™ provides hundreds of biting edges for improved wet and snow traction without sacrificing tread block stability.



¹ Based on a treadwear test using tires in size LT265/70R17 121/118R on 2018 Ford F250 pickup trucks, loaded to 9800 lbs, versus the following competitors. Actual on-road results may vary. Average projected mileage to wearout: Michelin® Agilis® CrossClimate® : 24,500 miles, Bridgestone® Duravis™ M700 HD : 20,600 miles, Firestone® Transforce™ AT2 : 22,000 miles, and Firestone® Transforce™ HT: 19,800 miles.

² Based on internal wet braking tests from 50 MPH using tires in size LT265/70R17 121/118R on a 2018 Ford F-250 versus the following competitors. Actual on-road results may vary. Average distance to stop: Michelin® Agilis® CrossClimate® : 147.5 ft, Bridgestone® Duravis™ M700 HD : 151.6 ft, Firestone® Transforce™ AT2 : 158.0 ft, and Firestone® Transforce™ HT: 169.3 ft.

³ Based on internal snow handling tests using tires in size LT265/70R17 121/118R on a 2018 Ford F-250 versus the following competitors. Actual on-road results may vary. Average acceleration performance (%): Michelin® Agilis® CrossClimate® : 100%, Bridgestone® Duravis™ M700 HD : 73%, Firestone® Transforce™ AT2 : 91%, and Firestone® Transforce™ HT: 94%.

⁴ Meets the USTMA (U.S. Tire Manufacturers Association) snow traction performance requirements.



MICHELIN® Agilis® CrossClimate®

Tire Size	Service Description	Limited Warranty	Side-wall	MSPN	Rim Width Range (inches)	Section Width on Measuring Rim Width (inches)	Overall Diameter (inches)	Tread Depth (in/32nds)	Rev/Mile @45 mph	Max Load Single (lbs@psi)	UTQG	O.E. Fits
235/65R16C	121R	STD	BSW	09118	6.5 - 7.5	9.45 on 7	28	11.5	742	3195@83		
LT215/85R16/E	115R	STD	BSW	80033	5.5 - 7	8.5 on 6	30.4	12.5	684	2680@80		
LT225/75R16/E	115R	STD	BSW	72022	6 - 7	8.7 on 6	29.3	12.5	710	2680@90		
225/75R16C	121R	STD	BSW	70411	6 - 7	8.78 on 6	29.3	11.5	710	3195@83		
LT235/85R16/E	120R	STD	BSW	65681	6 - 7.5	9.2 on 6.5	31.7	12.5	656	3042@80		
185/60R15C	94T	STD	BSW	02998	5.5 - 6	7.44 on 5.5	23.7	11.5	876	1475@54		
195/75R16C	107R	STD	BSW	56761	5 - 6	7.72 on 5.5	27.5	11.5	757	2150@69		
205/65R15C	102T	STD	BSW	04143	5.5 - 6.5	8.23 on 6	25.4	11.5	817	1875@54		
LT245/75R16/E	120R	STD	BSW	52347	6.5 - 8	9.8 on 7	30.5	12.5	683	3042@80		
LT265/75R16/E	123R	STD	BSW	10257	7 - 8	10.7 on 7.5	31.6	12.5	657	3415@80		
LT235/80R17/E	120R	STD	BSW	09723	6 - 7.5	9.2 on 6.5	31.8	12.5	654	3085@80		
LT245/70R17/E	119R	STD	BSW	42604	6.5 - 8	9.8 on 7	30.6	12.5	681	3000@80		
LT245/75R17/E	121R	STD	BSW	09917	6.5 - 7.5	9.8 on 7	31.5	12.5	660	3195@80		
LT265/70R17/E	121R	STD	BSW	36185	7 - 8.5	10.7 on 8	31.6	12.5	657	3195@80		
LT285/70R17/E	121R	STD	BSW	83162	7.5 - 9	11.5 on 8.5	32.8	12.5	635	3195@80		
LT265/70R18/E	124R	STD	BSW	05791	7 - 9	10.7 on 8	32.6	12.5	637	3525@80		
LT275/65R18/E	123R	STD	BSW	57222	7.5 - 9	11 on 8	32.1	12.5	648	3415@80		
LT275/70R18/E	125R	STD	BSW	76555	7 - 8.5	11 on 8	33.2	12.5	627	3640@80		
LT265/60R20/E	121R	STD	BSW	50977	7.5 - 9.5	10.7 on 8	32.5	12.5	640	3195@80		
LT275/65R20/E	126R	STD	BSW	15627	7.5 - 9.5	11 on 8	34.1	12.5	610	3750@80		
LT285/60R20/E	125R	STD	BSW	19604	8 - 10	11.5 on 8.5	33.5	12.5	622	3640@80		

MICHELIN®

Latitude® Tour HP™

All-season performance tire for premium Crossover vehicles that offers confident handling and a quiet, comfortable ride.



ALL-SEASON TIRE



Better Handling in Rain and Snow than our Leading Competitors ¹


2-D Active Sipes help deliver better handling in rain and snow by locking together for greater rigidity.

High-Speed Confidence ²

Experience a stable feel and crisp steering at high speeds thanks to precisely placed polyester and aramid/nylon filaments (FAZ Technology™) under the tread. Aramid is the material that makes bulletproof vests bulletproof.

Fuel Efficient to Reduce Harmful Emissions

Save money at the pump thanks to a combination of a fuel efficient tire shape and tread compounds which reduces unnecessary friction when the tire rolls.



Popular Replacement Market Fitments:

- Porsche Cayenne
- Volkswagen Touareg
- Mercedes-Benz M-Class
- Acura MDX

¹ Based on third-party snow traction and wet braking test results versus Bridgestone® Dueler™ H/L Alenza™ tires, Continental 4x4 Contact™ tires, and Pirelli Scorpion STR™ tires.

² Exceeding the safe legal speed limit is neither recommended nor endorsed.



MICHELIN® Latitude® Tour HP™

Tire Size	Service Description	Limited Warranty	Side-wall	MSPN	Rim Width Range (inches)	Section Width on Measuring Rim Width (inches)	Overall Diameter (inches)	Tread Depth (in/32nds)	Rev/ Mile @45 mph	Max Load Single (lbs@psi)	UTQG	O.E. Fitments
215/65R16	98H	55K	BSW	25842	6 - 7.5	8.7 on 6.5	27	10.5	770	1503@44	440/A/A	VW
225/65R17	102H	55K	BSW	75351	6 - 8	9 on 6.5	28.5	9.5	730	1704@51	440/A/A	TOY
235/65R17	104H MO	55K	BSW	33809	6.5 - 8.5	9.5 on 7	29.1	9.5	716	1804@51	440/A/A	MB
235/65R17	104V MO	55K	BSW	19025	6.5 - 8.5	9.5 on 7	29.1	9.5	716	1804@51	440/A/A	MB
235/50R18	97V	55K	BSW	26136	6.5 - 8.5	9.7 on 7.5	27.3	10	762	1463@44	440/A/A	FOR
P235/60R18	102V	55K	BSW	20377	6.5 - 8.5	9.5 on 7	29.1	10	715	1704@51	440/A/A	LEX
235/60R18	103V NO	55K	BSW	33988	6.5 - 8.5	9.5 on 7	29.1	9.5	715	1754@51	440/A/A	POR
235/60R18	103V	55K	BSW	31480	6.5 - 8.5	9.5 on 7	29.1	10	715	1754@51	440/A/A	ROV
235/60R18/XL	107V JLR	55K	BSW	03870	6.5 - 8.5	9.5 on 7	29.1	9.5	715	1954@50	440/A/A	JAG
P235/65R18	104H	55K	BSW	01431	6.5 - 8.5	9.5 on 7	30	10	692	1804@44	440/A/A	GM
235/65R18/XL	110V JLR	55K	BSW	24459	6.5 - 8.5	9.4 on 7	30	9.5	692	2124@50	440/A/A	ROV
P245/60R18	104H	55K	BSW	06075	7 - 8.5	9.8 on 7	29.6	10	703	1804@44	440/A/A	FOR
P245/60R18	104H	55K	BSW	44077	7 - 8.5	9.8 on 7	29.6	10	703	1804@44	440/A/A	FOR
245/60R18	105H	55K	BSW	98018	7 - 8.5	9.8 on 7	29.6	10	705	1854@44	440/A/A	ACU
245/60R18	105V	55K	BSW	43880	7 - 8.5	9.7 on 7	29.5	9	703	1854@44	440/A/A	FOR
255/55R18	105H MO	55K	BSW	98728	7 - 9	10.4 on 8	29	9.5	717	1854@51	440/A/A	MB
255/55R18	105V NO	55K	BSW	61618	7 - 9	10.4 on 8	29	9.5	717	1854@51	440/A/A	POR
255/55R18/XL	109H *	30K	BSW	09597	7 - 9	10.4 on 8	29	10	717	2064@50	400/A/A	BMW
255/55R18/XL	109V N1	55K	BSW	89039	7 - 9	10.4 on 8	29	9.5	717	2064@50	440/A/A	POR
255/70R18/XL	116V LR	55K	BSW	31840	6.5 - 8.5	10.5 on 7.5	32.3	9	648	2505@50	440/A/A	ROV
P265/60R18	109H	55K	BSW	15845	7.5 - 9.5	10.7 on 8	30.5	10	682	2064@51	440/A/A	LEX
265/60R18	110V MO	55K	BSW	44567	7.5 - 9.5	10.7 on 8	30.5	9.5	682	2124@51	440/A/A	MB
285/60R18/XL	120V	55K	BSW	69317	8 - 10	11.5 on 8.5	31.4	10	661	2806@50	440/A/A	
285/60R18/XL	120V	55K	BSW	24388	8 - 10	11.5 on 8.5	31.4	10	661	2806@50	440/A/A	
235/55R19	101H RO1	55K	BSW	52571	6.5 - 8.5	9.7 on 7.5	29.5	9.5	704	1654@51	440/A/A	AUD
235/55R19	101V NO	55K	BSW	15474	6.5 - 8.5	9.6 on 7.5	29.2	9.5	713	1654@51	440/A/A	POR
P235/55R19	101V	55K	BSW	05487	6.5 - 8.5	9.7 on 7.5	29.2	10	713	1654@51	440/A/A	LEX
235/55R19	101V	55K	BSW	05146	6.5 - 8.5	9.7 on 7.5	29.2	10	713	1654@51	440/A/A	VOV
245/45R19	98V	55K	BSW	10407	7.5 - 9	9.5 on 8	27.7	9.5	751	1502@44	440/A/A	FOR
245/55R19	103H	55K	BSW	41671	7 - 8.5	9.9 on 7.5	29.6	10	702	1754@44	440/A/A	ACU
255/50R19	103V NO	55K	BSW	37853	7 - 9	10.4 on 8	29.1	9.5	715	1754@51	440/A/A	POR
255/50R19/XL	107H *	30K	BSW	09483	7 - 9	10.4 on 8	29.1	10	715	1954@50	400/A/A	BMW
255/55R19/XL	111W JLR	45K	BSW	06518	7 - 9	10.4 on 8	30	10	692	2185@50	440/A/A	ROV
265/50R19/XL	110V NO	55K	BSW	73564	7.5 - 9.5	10.9 on 8.5	29.5	10	705	2124@50	440/A/A	POR
275/45R19/XL	108V NO	55K	BSW	04493	8.5 - 10.5	10.8 on 9	28.8	9.5	723	2004@50	440/A/A	POR
P235/55R20	102H	55K	BSW	18386	6.5 - 8.5	9.7 on 7.5	30.2	10	690	1704@44	440/A/A	GM
245/45R20/XL	103W JLR	45K	BSW	34924	7.5 - 9	9.5 on 8	28.6	9.5	726	1754@50	440/A/A	ROV
255/50R20/XL	109W	45K	BSW	94455	7 - 9	10.4 on 8	30	9.5	691	2064@50	440/A/A	JAG
265/45R20	104V NO	55K	BSW	91214	8.5 - 10	10.4 on 9	29.3	9.5	708	1804@51	440/A/A	POR
275/40ZR20/XL	106W	45K	BSW	07767	9 - 11	10.9 on 9.5	28.7	10	726	1904@50	440/A/A	
P275/60R20	114H	55K	BSW	07769	7.5 - 9.5	11 on 8	33	10	630	2365@44	440/A/A	INF
285/50R20	112V	55K	BSW	32901	8 - 10	11.5 on 9	31	10	665	2245@51	440/A/A	T, L
295/40R20	106V NO	55K	BSW	38951	10 - 11.5	11.8 on 10.5	29.3	9.5	710	1904@51	440/A/A	POR
265/45R21	104W JLR	45K	BSW	59682	8.5 - 10	10.4 on 9	30.3	9.5	685	1804@51	440/A/A	ROV

MICHELIN®
Latitude® Tour

SUV and Crossover tire that features outstanding fuel efficiency and long tread life coupled with impressive on-road comfort and handling.



ALL-SEASON TIRE



Greater Confidence in Wet Conditions


Special rubber compounds and wide groove tread design help the MICHELIN® Latitude® Tour tire stop 5% shorter than its predecessor ¹

Save Up to 82 Gallons of Fuel over the Life of the Tires ²

Special tread compounds help reduce rolling resistance of the tire, resulting in improved engine fuel efficiency.

Enjoy a Quiet, Comfortable Ride

MICHELIN Comfort Control Technology™ uses computer-optimized design and precision manufacturing to reduce vibrations and road noise.



Popular Replacement Market Fitments:

- Buick Enclave
- Chevrolet Equinox
- Honda CR-V
- Toyota Highlander
- Jeep Grand Cherokee

¹ Based on Michelin internal wet braking test results versus MICHELIN® Cross Terrain® tires.

² Fuel savings are estimates based on comparative rolling resistance testing between MICHELIN® Latitude® Tour tires compared to Goodyear® Fortera® SilentArmor™ tires. Actual savings may vary.

Tire Size	Service Description	Limited Warranty	Side-wall	MSPN	Rim Width Range (inches)	Section Width on Measuring Rim Width (inches)	Overall Diameter (inches)	Tread Depth (in/32nds)	Rev/ Mile @45 mph	Max Load Single (lbs@psi)	UTQG	O.E. Fitments
P225/65R17	100T	65K	BSW	34657	6 - 8	9 on 6.5	28.5	10	730	1604@44	720/A/B	GM
P235/55R18	99T	65K	BSW	21780	6.5 - 8.5	9.7 on 7.5	28.2	10	739	1554@44	620/A/B	GM
235/65R18	106T	65K	BSW	21436	6.5 - 8.5	9.5 on 7	30	10	692	1900@44	620/A/B	NIS
245/60R18	105T	65K	BSW	35664	7 - 8.5	9.8 on 7	29.6	10	703	1804@51	600/A/B	TOY
P265/60R18	109T	65K	BSW	87355	7.5 - 9.5	10.7 on 8	30.5	10	682	2064@44	720/A/B	JEP
P255/60R19	108S	65K	BSW	03835	7 - 9	10.2 on 7.5	31.1	10.5	670	2004@44	600/A/B	GM



MICHELIN®
LTX® M/S2

A premium Light Truck tire that offers an exceptional combination of performances for light trucks and SUVs.



ALL-SEASON TIRE



Stops Shorter than Two Leading Competitors

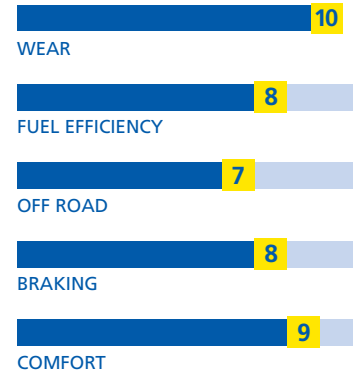
Special rubber compounds and better lateral water evacuation helps them stop up to 7 feet shorter than leading competitors' tires. ¹

Lasts up to 20,000 Miles Longer than Two Leading Competitors ²

MaxTouch Construction™ maximizes the tire's contact with the road and evenly distributes the forces of acceleration, braking and cornering to deliver miles of driving pleasure.

Better Snow Traction

Tread design features 8% more biting edges than its predecessor for improved grip in snow.



Original Equipment Fits:

- Ford F-150
- Ford F-250
- Toyota Tundra
- Toyota Tacoma
- Chevy Silverado 3500 Dually

¹ Based on internal wet braking test results versus Bridgestone® Dueler H/T 684 II tires and Goodyear® Wrangler® SA tires in size LT245/75R16. Actual on-road results may vary.

² Based on third-party wear test results versus Bridgestone® Dueler H/T 684 II tires and Goodyear® Fortera® TT tires in size P265/70R16. Actual on-road results may vary.

Tire Size	Service Description	Limited Warranty	Side-wall	MSPN	Rim Width Range (inches)	Section Width on Measuring Rim Width (inches)	Overall Diameter (inches)	Tread Depth (in/32nds)	Rev/ Mile @45 mph	Max Load Single (lbs@psi)	UTQG	O.E. Fit-ments
245/70R17	110T	70K	BSW	42087	6.5 - 8	9.8 on 7	30.5	10.5	681	2125@44	720/A/A	FOR
245/75R17	112S	70K	BSW	38593	6.5 - 8	9.9 on 7	31.3	10.5	660	2245@44	720/A/A	JEP
P255/70R18	112T	70K	BSW	08782	6.5 - 8.5	10.2 on 7.5	32.1	11.5	648	2245@51	720/A/A	TOY
P265/60R18	109H	70K	BSW	39274	7.5 - 9.5	10.7 on 8	30.5	10.5	682	2064@44	720/A/A	TOY
275/55R20	113H	70K	BSW	29059	7.5 - 9.5	11.2 on 8.5	31.9	10.5	652	2304@44	720/A/A	FOR
LT245/75R17/E	121R	50K	BSW	54043	6.5 - 7.5	9.76 on 7	31.5	12	660	3195@80		FOR
LT275/65R20/E	126R	50K	ORWL	53311	7.5 - 9.5	11 on 8	34.1	12	610	3750@80		FOR



Light Truck, SUV and Crossover

TOUR

MICHELIN®

Pilot® Sport 4 SUV

Enjoy your ride, we take care of the rest. The MICHELIN® PILOT® Sport 4 SUV turns your SUV into a sports car.



SUMMER TIRE



Outstanding grip and safety. 11% better wet braking and 4% better dry braking. ¹


- Asymmetrical tread pattern: External part for dry conditions, internal part for wet roads. - Groove design mastered to rigidify the tread pattern and provide grip under lateral solicitation. - New compound mix with innovative elastomers and thin silica for excellent grip and braking on wet roads.

Excellent longevity and SUV-dedicated robustness. 12% longer tread life. ²

- Rigid blocks on the tread pattern optimized for longevity. - High density double casing for tire robustness. - Hybrid belt made of aramid and nylon protect the sidewall and steel belts.

Premium sidewall design including rim protection.

Our premium touch finish provides a dark velvet effect on the external sidewall, while a deep rim protector guards against light wheel damage.



¹ Based on commissioned third-party braking tests conducted by TÜV SÜD product service in August and September 2018, comparing MICHELIN® PILOT® SPORT 4 SUV versus MICHELIN LATITUDE® SPORT 3 in tire size 235/60 R 18 107W using an AUDI® Q5 2.0 TDI. Actual on-road results may vary.

² Based on commissioned third-party longevity test conducted by DEKRA TEST CENTER in August and September 2018, comparing MICHELIN® PILOT® SPORT 4 SUV versus MICHELIN LATITUDE® SPORT 3 in tire size 235/60 R 18 107W using an HYUNDAI® SANTA FE CRDI. Longevity test run in average real usage with 6,200 miles run and extrapolated longevity to 1.6mm. Actual on-road results may vary.



MICHELIN® Pilot® Sport 4 SUV

Tire Size	Service Description	Limited Warranty	Side-wall	MSPN	Rim Width Range (inches)	Section Width on Measuring Rim Width (inches)	Overall Diameter (inches)	Tread Depth (in/32nds)	Rev/Mile @45 mph	Max Load Single (lbs@psi)	UTQG	O.E. Fit-ments
235/65R17/XL	108V	20K	BSW	08676	6.5 - 8.5	9.4 on 7	29.1	9.5	716	2205@50	220/A/A	
235/60R18/XL	107W	20K	BSW	43840	6.5 - 8.5	9.5 on 7	29.1	9.5	715	2149@50	220/A/A	
235/65R18/XL	110H	20K	BSW	50098	6.5 - 8.5	9.4 on 7	30	9.5	692	2337@50	220/A/A	
255/55R18/XL	109Y	20K	BSW	36740	7 - 9	10.4 on 8	29	9.5	717	2271@50	220/A/A	
255/60R18/XL	112W	20K	BSW	68420	7 - 9	10.2 on 7.5	30	9.5	692	2469@50	220/A/A	
225/55R19	99V	20K	BSW	29473	6 - 8	9.2 on 7	28.8	9.5	723	1709@44	220/A/A	
235/50R19	99V	20K	BSW	72615	6.5 - 8.5	9.6 on 7.5	28.3	9.5	735	1709@44	220/A/A	
235/55R19/XL	105Y	20K	BSW	00715	6.5 - 8.5	9.7 on 7.5	29.2	9.5	713	2039@50	220/A/A	
255/45R19	100V	20K	BSW	75214	8 - 9.5	10 on 8.5	28.1	9.5	741	1764@44	220/A/A	
255/50R19/XL	107Y	20K	BSW	39750	7 - 9	10.4 on 8	29.1	9.5	715	2149@50	220/A/A	
255/55R19/XL	111Y	20K	BSW	33611	7 - 9	10.4 on 8	30	9.5	692	2403@50	220/A/A	
265/50R19/XL	110Y	20K	BSW	07016	7.5 - 9.5	10.9 on 8.5	29.5	9.5	705	2337@50	220/A/A	
275/55R19	111W	20K	BSW	65641	7.5 - 9.5	11.2 on 8.5	30.9	9.5	673	2403@51	220/A/A	
295/45R19/XL	113Y	20K	BSW	16411	9.5 - 11	11.6 on 10	29.5	9.5	705	2535@50	220/A/A	
235/50R20/XL	104Y JLR	20K	BSW	85914	6.5 - 8.5	9.6 on 7.5	29.3	9.5	710	1984@50	220/A/A	JAG
245/50R20	102V	20K	BSW	16903	7 - 8.5	10 on 7.5	29.7	9.5	701	1874@44	220/A/A	
255/45R20/XL	105Y	20K	BSW	31053	8 - 9.5	10 on 8.5	29.1	9.5	716	2039@50	220/A/A	
255/55R20/XL	110Y	20K	BSW	51598	7 - 9	10.4 on 8	31	9.5	671	2337@50	220/A/A	
265/45R20/XL	108Y	20K	BSW	39056	8.5 - 10	10.5 on 9	29.4	9.5	708	2205@50	220/A/A	
265/50R20	107V	20K	BSW	95554	7.5 - 9.5	10.9 on 8.5	30.5	9.5	683	2149@44	220/A/A	
275/40R20/XL	106Y	20K	BSW	76155	9 - 11	10.9 on 9.5	28.7	9.5	726	2094@50	220/A/A	
275/45R20/XL	110Y	20K	BSW	35626	8.5 - 10.5	10.7 on 9	29.8	9.5	699	2337@50	220/A/A	
245/45R21/XL	104W	20K	BSW	07493	7.5 - 9	9.6 on 8	29.7	9.5	702	1984@50	220/A/A	
255/40R21/XL	102Y	20K	BSW	02372	8.5 - 10	10.2 on 9	29	9.5	717	1874@50	220/A/A	
295/35R21/XL	107Y	20K	BSW	02352	10 - 11.5	11.8 on 10.5	29.1	9.5	715	2149@50	220/A/A	

MICHELIN®

Latitude® Sport 3

Ultra high-performance SUV and Crossover tire with sport performance capabilities via outstanding dry grip coupled with excellent wet grip.



SUMMER TIRE



Chosen by Some of the World's Best Vehicle Manufacturers

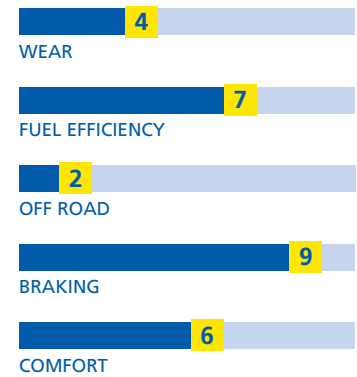
The choice of such prominent SUV and Crossover manufacturers as Porsche and BMW.

Engineered to Excel in Wet Conditions

A new tread compound and increased void ratio offer improved wet grip when compared to its predecessor, the MICHELIN® Latitude® Sport ¹

Lower Rolling Resistance

Variable thickness sipes reduce tread block deformation, which improves rolling resistance ²



Original Equipment Fitments:

- Audi Q5
- Mercedes GLK
- Porsche Cayenne
- Porsche Macan
- Tesla Model X

¹ Tests conducted in 2013 by Germany's independent TÜV SÜD Automotive center using size 235/65R17 on wet road. Compared with the MICHELIN® Latitude® Sport tire.
² Compared to its predecessor the MICHELIN® Latitude® Sport.



MICHELIN® Latitude® Sport 3

Tire Size	Service Description	Limited Warranty	Side-wall	MSPN	Rim Width Range (inches)	Section Width on Measuring Rim Width (inches)	Overall Diameter (inches)	Tread Depth (in/32nds)	Rev/ Mile @45 mph	Max Load Single (lbs@psi)	UTQG	O.E. Fitments
235/65R17	104W AO	20K	BSW	56400	6.5 - 8.5	9.4 on 7	29.1	8.5	716	1984@51	220/AA/A	AUD
235/60R18	103V MO	20K	BSW	67326	6.5 - 8.5	9.5 on 7	29.1	8.5	715	1929@44	220/A/A	MB
235/60R18	103W NO	20K	BSW	09050	6.5 - 8.5	9.5 on 7	29.1	8.5	715	1929@51	220/AA/A	POR
235/60R18	103W AO	20K	BSW	97317	6.5 - 8.5	9.5 on 7	29.1	8.5	715	1929@51	220/AA/A	AUD
255/55R18	105W NO	20K	BSW	37108	7 - 9	10.4 on 8	29	8.5	717	2039@51	220/AA/A	POR
255/55R18/XL	109V *	20K	BSW	98364	7 - 9	10.4 on 8	29	8.5	717	2271@50	220/AA/A	BMW
235/50R19/XL	103V VOL	20K	BSW	05473	6.5 - 8.5	9.7 on 7.5	28.3	8.5	735	1929@50	220/AA/A	VOV
235/55R19	101V MO	20K	BSW	40687	6.5 - 8.5	9.7 on 7.5	29.2	8.5	713	1819@44	220/AA/A	MB
235/55R19	101W AO	20K	BSW	31637	6.5 - 8.5	9.6 on 7.5	29.1	8.5	713	1819@51	220/AA/A	AUD
235/55R19	101Y NO	20K	BSW	01970	6.5 - 8.5	9.7 on 7.5	29.1	8.5	713	1819@51	220/AA/A	POR
235/55R19/XL	105V VOL	20K	BSW	03171	6.5 - 8.5	9.7 on 7.5	29.2	8.5	713	2039@50	220/AA/A	VOV
245/50R19/XL	105W *	20K	BSW	42717	7 - 8.5	9.9 on 7.5	28.7	8.5	725	2039@50	220/AA/A	BMW
255/50R19	103Y NO	20K	BSW	67256	7 - 9	10.4 on 8	29.1	8.5	715	1929@51	220/AA/A	POR
255/50R19/XL	107W MO	20K	BSW	14025	7 - 9	10.4 on 8	29.1	8.5	715	2149@50	220/AA/A	MB
255/55ZR19/XL	111(Y) NO	20K	BSW	95712	7 - 9	10.4 on 8	30	8.5	692	2403@50	220/A/A	POR
265/50R19/XL	110W *	20K	BSW	31529	7.5 - 9.5	10.9 on 8.5	29.5	8.5	705	2337@50	220/AA/A	BMW
265/50R19/XL	110Y NO	20K	BSW	06580	7.5 - 9.5	10.9 on 8.5	29.5	8.5	705	2337@50	220/AA/A	POR
275/50ZR19/XL	112(Y) NO	20K	BSW	31951	7.5 - 9.5	11.2 on 8.5	29.9	8.5	696	2447@50	220/A/A	POR
245/45R20/XL	103W *	20K	BSW	25771	7.5 - 9	9.5 on 8	28.7	8.5	726	1929@50	220/AA/A	BMW
255/45R20	101W MO	20K	BSW	02472	8 - 9.5	10 on 8.5	29.1	8.5	716	1819@51	220/A/A	MB
255/45R20	101W AO	20K	BSW	20926	8 - 9.5	10 on 8.5	29.1	8.5	716	1819@51	220/AA/A	AUD
255/45R20/XL	105Y TO	20K	BSW	33511	8 - 9.5	10 on 8.5	29.1	8.5	716	2039@50	220/A/A	TES
255/45ZR20/XL	105Y MO	20K	BSW	27353	8 - 9.5	10 on 8.5	29.1	8.5	716	2039@50	220/AA/A	MB
265/45R20	104Y NO	20K	BSW	29399	8.5 - 10	10.5 on 9	29.4	8.5	708	1984@51	220/AA/A	POR
275/40R20/XL	106W *	20K	BSW	08033	9 - 11	10.9 on 9.5	28.7	8.5	726	2094@50	220/AA/A	BMW
275/45R20/XL	110V VOL	20K	BSW	13891	8.5 - 10.5	10.8 on 9	29.8	8.5	699	2337@50	220/AA/A	VOV
275/45R20/XL	110V VOL	20K	BSW	21574	8.5 - 10.5	10.8 on 9	29.8	8.5	699	2337@50	220/AA/A	VOV
275/45R20/XL	110Y TO	20K	BSW	77699	8.5 - 10.5	10.7 on 9	29.8	8.5	699	2337@50	220/A/A	TES
275/50R20/XL	113W MO	20K	BSW	07039	7.5 - 9.5	11.2 on 8.5	30.9	8.5	674	2535@50	220/A/A	MB
275/50R20/XL	113W *	20K	BSW	50645	7.5 - 9.5	11.2 on 8.5	30.9	8.5	674	2535@50	220/AA/A	BMW
285/40ZR20/XL	108Y MO	20K	BSW	47718	9.5 - 11	11.4 on 10	29	8.5	718	2205@50	220/A/A	MB
295/40R20	106Y NO	20K	BSW	45486	10 - 11.5	11.8 on 10.5	29.3	8.5	710	2094@51	220/AA/A	POR
265/40R21	101Y NO	20K	BSW	88610	9 - 10.5	10.6 on 9.5	29.3	8.5	709	1819@51	220/AA/A	POR
265/40R21	101Y N2	20K	BSW	32592	9 - 10.5	10.7 on 9.5	29.3	8.5	709	1819@51	220/AA/A	POR
275/45R21	107Y MO	20K	BSW	36160	8.5 - 10.5	10.7 on 9	30.8	8.5	676	2149@51	220/A/A	MB
295/35R21	103Y NO	20K	BSW	65582	10 - 11.5	11.8 on 10.5	29.1	8.5	715	1929@51	220/AA/A	POR
295/35R21	103Y N2	20K	BSW	40211	10 - 11.5	11.9 on 10.5	29.1	8.5	715	1929@51	220/AA/A	POR
295/35R21/XL	107Y N1	20K	BSW	65637	10 - 11.5	11.8 on 10.5	29.1	8.5	715	2149@50	220/AA/A	POR
295/35ZR21/XL	107Y MO	20K	BSW	17456	10 - 11.5	11.9 on 10.5	29.1	8.5	715	2149@50	220/AA/A	MB
315/40R21	111Y MO	20K	BSW	05044	10.5 - 12.5	12.6 on 11	30.9	8.5	673	2403@51	220/A/A	MB

MICHELIN®

Latitude® Sport

Ultra high-performance SUV and Crossover tire that offers sport performance capabilities via excellent dry grip.



SUMMER TIRE



Chosen by Some of the World's Best Vehicle Manufacturers

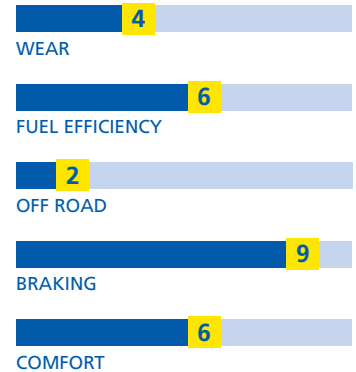
The choice of such prominent SUV and Crossover manufacturers as Porsche and Audi.

Performance Bred

Incorporates the same tread pattern and tread compounds found in the legendary Pilot® Sport PS2™ tire to achieve unparalleled dry grip.

High-Speed Confidence ¹

FAZ Technology™ places reinforcing filaments under the tread precisely where they need to be for a stable feel and crisp, confident handling at high speeds.



Original Equipment Fitments:

- Audi Q7
- Volkswagen Touareg
- Porsche Cayenne

¹ Exceeding the safe, legal speed limit is neither recommended nor endorsed.

Tire Size	Service Description	Limited Warranty	Side-wall	MSPN	Rim Width Range (inches)	Section Width on Measuring Rim Width (inches)	Overall Diameter (inches)	Tread Depth (in/32nds)	Rev/ Mile @45 mph	Max Load Single (lbs@psi)	UTQG	O.E. Fitments
235/55R17	99V AO	20K	BSW	47579	6.5 - 8.5	9.6 on 7.5	27.2	8.5	766	1554@44	220/AA/A	VW
255/55R18/XL	109Y N1	20K	BSW	37580	7 - 9	10.4 on 8	29	10	717	2064@50	220/AA/A	POR
275/45R19/XL	108Y N0	20K	BSW	12808	8.5 - 10.5	10.8 on 9	28.8	10	723	2004@50	220/AA/A	POR,
275/55R19	111W MO	20K	BSW	04474	7.5 - 9.5	11.2 on 8.5	30.9	9	673	2185@51	220/AA/A	MB
255/55R20/XL	110Y	20K	BSW	11375	7 - 9	10.4 on 8	31	8.5	671	2124@50	220/AA/A	ROV
275/45R20/XL	110Y N0	20K	BSW	39661	8.5 - 10.5	10.8 on 9	29.8	8.5	699	2124@50	220/AA/A	POR
275/50R20	109W MO	20K	BSW	13782	7.5 - 9.5	11.2 on 8.5	30.9	8.5	674	2064@51	220/AA/A	MB
275/45R21/XL	110Y	20K	BSW	14892	8.5 - 10.5	10.7 on 9	30.8	8.5	676	2124@50	220/AA/A	ROV
295/35R21/XL	107Y N1	20K	BSW	73118	10 - 11.5	11.9 on 10.5	29.1	8.5	715	1954@50	220/AA/A	POR



MICHELIN®
Primacy™ XC

Developed in conjunction with the world's leading truckmakers, Michelin launched the MICHELIN® Primacy™ XC tire to deliver not only light All-Terrain performance, but also a quiet and comfortable ride on-road and excellent fuel efficiency.



ALL-SEASON TIRE



Rugged Good Looks


The Primacy™ XC's all-new tread design gives your 4x4 truck or SUV the AT look that it deserves.

Quiet & Comfortable Ride

MICHELIN® Comfort Control Technology™ uses computer-optimized design and precision manufacturing to offer greatly reduced vibrations and road noise.

Fuel Efficiency

Michelin uses its latest generation of tread compounds to deliver low rolling resistance, helping to reduce CO2 emissions.



Original Equipment Fitments:

- Ford F-150
- Ford Expedition

Tire Size	Service Description	Limited Warranty	Side-wall	MSPN	Rim Width Range (inches)	Section Width on Measuring Rim Width (inches)	Overall Diameter (inches)	Tread Depth (in/32nds)	Rev/ Mile @45 mph	Max Load Single (lbs@psi)	UTQG	O.E. Fitments
265/60R18	110H	NaNK	BSW	21293	7.5 - 9.5	10.7 on 8	30.5	10	682			JEP
275/65R18	116T	55K	ORWL	99889	7.5 - 9.5	10.9 on 8	32.1	10.5	648	2756@44	480/A/B	FOR
LT235/80R17/E	120R TPC	40K	BSW	48686	6 - 7.5	9.2 on 6.5	31.8	12	654	3085@80		GM





CUSTOMER-SPECIFIC

Premium-quality replacement tires preferred by mass retailers.



Provide your customers with premium-quality tires that deliver all of the performances today's driver wants: safe handling, long treadwear and outstanding fuel economy. Whether drivers come to you for Passenger Car, Light Truck or SUV tires, there's a MICHELIN® tire to meet their needs.

MICHELIN® X® LT A/S

Club-Exclusive Durability for SUVs and Pickup Trucks. The MICHELIN® X® LT A/S delivers durable tread life, no matter the season.



ALL-SEASON TIRE



Enduring Tread Life in Severe Conditions


The MICHELIN® X® LT A/S lasts for mile after mile.

Excellent Wet and Snow Traction

Exceptional grip allows you to brake confidently when you need it most.

Eco-Friendly

The forces of acceleration, braking, and cornering are evenly distributed to reduce rolling resistance and extend tread life.



Popular Replacement Market Fitments:

- Ford F-150
- Ford Explorer
- Chevrolet Silverado
- Chevy Tahoe
- Toyota Tundra



MICHELIN® X® LT A/S

Tire Size	Service Description	Limited Warranty	Side-wall	MSPN	Rim Width Range (inches)	Section Width on Measuring Rim Width (inches)	Overall Diameter (inches)	Tread Depth (in/32nds)	Rev/ Mile @45 mph	Max Load Single (lbs@psi)	UTQG	O.E. Fit-ments
235/75R15/XL	109T	70K	ORWL	89536	6 - 8	9.3 on 6.5	28.8	12	721	2271@50	800/A/A	
235/70R16/XL	109T	70K	ORWL	33324	6 - 8	9.5 on 7	28.9	12	718	2271@50	800/A/A	
245/70R16	107T	70K	ORWL	08825	6.5 - 8	9.8 on 7	29.4	12	704	2150@44	800/A/A	
255/70R16	111T	70K	ORWL	12101	6.5 - 8.5	10.2 on 7.5	30	12	691	2403@44	800/A/A	
265/70R16	112T	70K	ORWL	04301	7 - 9	10.7 on 8	30.4	12	679	2469@44	800/A/A	
265/75R16	116T	70K	ORWL	06241	7 - 9	10.5 on 7.5	31.5	12	657	2756@44	800/A/A	
225/65R17	102H	70K	BSW	25204	6 - 8	9 on 6.5	28.5	10.5	730	1874@44	720/A/A	
235/65R17	104T	70K	BSW	39743	6.5 - 8.5	9.5 on 7	29	12	716	1984@44	800/A/A	
245/65R17	107T	70K	BSW	67621	7 - 8.5	9.8 on 7	29.5	12	704	2150@44	800/A/A	
265/65R17	112T	70K	BSW	09623	7.5 - 9.5	10.7 on 8	30.8	12	681	2469@44	800/A/A	
265/70R17	115T	70K	ORWL	08573	7 - 9	10.7 on 8	31.5	12	657	2679@44	800/A/A	
235/60R18/XL	107H	70K	BSW	77071	6.5 - 8.5	9.4 on 7	29.1	12	715	2150@50	720/A/A	
245/60R18	105H	70K	BSW	23990	7 - 8.5	9.8 on 7	29.6	10.5	703	2039@44	720/A/A	
255/65R18	111T	70K	BSW	25172	7 - 9	10.2 on 7.5	31.3	12	670	2403@44	800/A/A	
265/65R18	114T	70K	BSW	27885	7.5 - 9.5	10.7 on 8	31.5	12	659	2601@44	800/A/A	
265/70R18	116T	70K	BSW	92407	7 - 9	10.7 on 8	32.5	12	637	2756@44	800/A/A	
275/60R18	113H	70K	BSW	25094	7.5 - 9.5	11 on 8	31	10.5	671	2535@44	720/A/A	
285/60R18/XL	120H	70K	BSW	51730	8 - 10	11.5 on 8.5	31.5	10.5	661	3085@50	720/A/A	
255/60R19	109H	70K	BSW	29607	7 - 9	10.2 on 7.5	31.1	10.5	670	2271@44	720/A/A	
275/55R20	113T	70K	BSW	03978	7.5 - 9.5	11.2 on 8.5	32.2	12	652	2535@44	800/A/A	
285/50R20/XL	116H	70K	BSW	53894	8 - 10	11.7 on 9	31.3	10.5	665	2756@50	720/A/A	
305/50R20	116H	70K	BSW	46789	8.5 - 11	12.4 on 9.5	32.1	10.5	649	2756@44	720/A/A	
285/45R22	110H	70K	BSW	53206	9 - 10.5	11.2 on 9.5	32.1	10.5	648	2337@44	720/A/A	
305/40R22/XL	114H	70K	BSW	59262	10 - 12	12.3 on 11	31.6	10.5	658	2601@50	720/A/A	
LT265/75R16/E	123R	50K	ORWL	81199	7 - 8	10.5 on 7.5	31.6	13.5	657	3415@80		
LT245/75R17/E	121R	50K	BSW	30789	6.5 - 7.5	9.8 on 7	31.8	13.5	660	3195@80		
LT265/70R17/E	121R	50K	ORWL	02424	7 - 8.5	10.7 on 8	31.7	13.5	657	3195@80		
LT295/70R17/E	121R	50K	BSW	88785	7.5 - 10	11.8 on 8.5	33.3	13.5	624	3195@80		
LT275/65R18/E	123R	50K	BSW	17017	7.5 - 9	11 on 8	32.2	13.5	648	3415@80		
LT285/65R18/D	121R	50K	BSW	66204	8 - 10	11.5 on 8.5	32.5	13.5	639	3195@65		

MICHELIN®

X® Tour A/S T + H

EXCEPTIONAL LONGEVITY. EXCLUSIVE VALUE. Enjoy confident driving for seasons to come with Michelin's latest technology designed to maximize wear life, fuel efficiency and safety--all packed into a tire available exclusively for members.



ALL-SEASON TIRE



Proven to last longer. Lasts 15% longer than the previous generation MICHELIN® DEFENDER® XT tire. ¹

Get ready to rack up the miles thanks to Michelin's MaxTouch Construction™, which helps distribute the tire contact forces evenly – for longer treadlife. ¹

Michelin, made just for members. Features Michelin's latest technology for longevity, safety and fuel efficiency.

For members, getting a good deal doesn't mean giving up the latest technology. IntelliSipe™ technology helps provide traction in bad weather while increasing treadlife.

Put distance between fill-ups. Low rolling resistance reduces fuel consumption.

See the difference at the pump. Specialized materials and architecture help reduce rolling resistance, which means your car doesn't have to work as hard. And over all the miles you'll cover, that can add up to real savings at the pump.



¹ 80,000-mile limited treadlife warranty. See MichelinMan.com for warranty details.



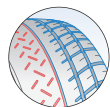
MICHELIN® X® Tour A/S T + H

Tire Size	Service Description	Limited Warranty	Side-wall	MSPN	Rim Width Range (inches)	Section Width on Measuring Rim Width (inches)	Overall Diameter (inches)	Tread Depth (in/32nds)	Rev/ Mile @45 mph	Max Load Single (lbs@psi)	UTQG	O.E. Fitments
185/65R15	88H	80K	BSW	61238	5 - 6.5	7.44 on 5.5	24.4	10	851	1235@44	820/A/B	
195/65R15	91H	80K	BSW	35195	5.5 - 7	7.91 on 6	25	10	832	1356@44	820/A/B	
205/65R15	94H	80K	BSW	31893	5.5 - 7.5	8.23 on 6	25.4	10	817	1477@44	820/A/B	
205/70R15	96H	80K	BSW	53336	5 - 7	8.23 on 6	26.3	10	790	1565@44	820/A/B	
215/70R15	98H	80K	BSW	66548	5.5 - 7	8.7 on 6.5	26.8	10	774	1653@44	820/A/B	
205/55R16	91H	80K	BSW	28462	5.5 - 7.5	8.43 on 6.5	24.8	10	836	1356@44	820/A/B	
205/60R16	92H	80K	BSW	24063	5.5 - 7.5	8.23 on 6	25.6	10	810	1389@44	820/A/B	
205/65R16	95H	80K	BSW	09445	5.5 - 7.5	8.23 on 6	26.4	10	786	1521@44	820/A/B	
215/60R16	95H	80K	BSW	87817	6 - 7.5	8.7 on 6.5	26.1	10	796	1521@44	820/A/B	
215/65R16	98H	80K	BSW	14961	6 - 7.5	8.7 on 6.5	27	10	770	1653@44	820/A/B	
225/60R16	98H	80K	BSW	90275	6 - 8	8.98 on 6.5	26.6	10	782	1653@44	820/A/B	
225/65R16	100H	80K	BSW	65518	6 - 8	8.98 on 6.5	27.4	10	757	1764@44	820/A/B	
235/65R16	103H	80K	BSW	19397	6.5 - 8.5	9.45 on 7	28	10	742	1929@44	820/A/B	
215/60R17	96H	80K	BSW	66120	6 - 7.5	8.7 on 6.5	27.1	10	766	1565@44	820/A/B	
225/60R17	99H	80K	BSW	01720	6 - 8	8.98 on 6.5	27.6	10	753	1709@44	820/A/B	
225/65R17	102H	80K	BSW	58836	6 - 8	8.98 on 6.5	28.5	10	730	1874@44	820/A/B	

GLOSSARY OF MICHELIN TERMS

Use this section to find quick definitions of some of the terms and trademarks addressed in this brochure.

Asymmetric Tread Design – Tread design uses different elements on either side of the tread to deliver specific performances.



Asymmetric Tread

Banded at Zero (BAZ) Technology™ – MICHELIN® BAZ Technology™ uses spiral-wrapped nylon strips applied in the tread area atop the steel belts at zero degrees. BAZ Technology™ opposes centripetal forces that can cause tire distortion at high speeds. BAZ Technology™ optimizes high-speed handling and durability.¹



BAZ Technology™

C3M Technology™ – Manufacturing process that permits precise placement of different tire components and multiple rubber-tread compounds.

Comfort Control Technology™ – Designed to ensure a luxurious ride while minimizing noise on the road.

CurbGard™ Sidewall Protectors – Reinforced sidewall to resist damage from curb scrubbing inspired by the MICHELIN® military all-terrain truck tire.

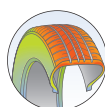
Dynamic Response Technology – Continuously adapts to the road for ultra-precise steering, outstanding cornering power and remarkable treadlife for a summer tire.

EnergySaver Construction™ –

A combination of unique rubber compounds and tire architecture that helps reduce energy consumption (in the form of heat).



With EnergySaver Construction™



Without EnergySaver Construction™

European Performance Profile – Features a rounder shoulder shape designed to handle curves more predictably during aggressive driving.

EverGrip™ Technology – Combines expanding and emerging rain grooves plus an extreme silica compound for exceptional wet braking and grip.



Expanding Grooves



Emerging Grooves

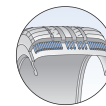


High-Traction Compound

EverTread™ Compound – Designed to provide exceptional durability for improved treadlife.

Filament at Zero (FAZ) Technology™ –

Individual, spiral-wrapped nylon or aramid/nylon reinforcing filaments that are precisely placed in specific portions or across the entire tread area atop the steel belts banded at zero degrees. Filament at Zero (FAZ) Technology™ helps retain tire shape and also enhances ride quality and steering precision.



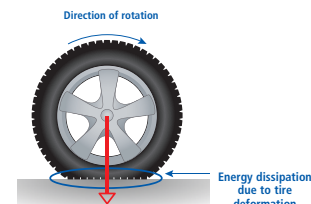
FAZ Technology™

FleX-Ice™ Compound – FleX-Ice™ compound is formulated to maintain its flexibility under the most extreme cold-weather conditions, including snow, slush, ice, wet and dry.

GREEN X® Technology – Reduces rolling resistance and increases fuel efficiency for less environmental impact.

- What's rolling resistance?

Every time a tire rotates, its shape conforms to the road surface and forms the contact patch, releasing energy in the form of heat. The result is rolling resistance. It can also be described as the energy required to turn the tire. The greater the rolling resistance, the harder the engine has to work.



- Just a 10% reduction in rolling resistance can reduce fuel costs by 1% to 2% in most vehicles.²

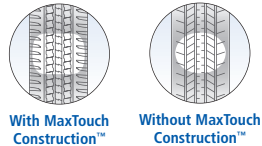
Helio Compound™ – Rubber compound technology that contains natural sunflower oil. This formulation helps provide excellent grip by better dissipating the energy in the tread – even at low temperatures.

¹ Exceeding the safe, legal speed limit is neither recommended nor endorsed.

² Source: NHTSA report on rolling resistance.

MaxPressure Profile™ – A footprint optimized for best wear life under high pressure, heavy loads, high torque, and stop-and-go driving.

MaxTouch Construction™ – Helps ensure that wear is evenly distributed to maximize the life of the tire.



MICHELIN® PAX® System – This is a run-flat technology that combines a unique tire, wheel, support ring, tire pressure monitoring system and specially formulated gel to enable continued mobility after a sudden loss of inflation pressure – the system is designed for operation at 55 MPH for a range up to 125 miles. When in normal (inflated) operation, MICHELIN® PAX® System tires enhance road handling and driving comfort and reduce rolling resistance.

MICHELIN® Total Performance™ – Bringing multiple performances together with innovative technologies to deliver the total performance all drivers need – that's MICHELIN® Total Performance.™

Multi-Tread Compounding – Employs multiple compound types across the tread: on the outside for dry traction and on the inside for wet traction.



Piano^P Acoustic Tuning – A proprietary acoustic tuning system minimizes noise generated by the tire.




Premium Touch® Design – Creates a velour effect and a deep black contrast on the outside sidewall of the tire to emphasize the aesthetic design.

R-Compounding – A racing-derived compound optimized for on-track performance and designed for maximized dry grip and repeated heat cycles.

Silica-Based Tread Compound – A tread compound that combines a synthetic elastomer with silica granules for increased durability and exceptional grip on wet surfaces.

Sipes:

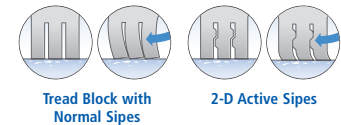
IntelliSipe™ Technology – Maximizes the number of sipes and, with interlocking action, delivers long wear life by providing exceptional tread block rigidity.



Interlocking Active Sipes – Allow for additional Biting Edges™ technology, needed for more grip in rain and snow, by locking together to provide increased traction when it is needed most.

SipeLock™ – Locking sipes provide hundreds of biting edges for snow traction without sacrificing tread block stability.

2-D Active Sipes – A unique self-supporting construction that locks together for greater rigidity when traction is needed most.



3-D Active Sipes – Have a specially designed curve that locks the sipes in place, helping to provide improved grip on snow and ice. And because the sipes are full-depth, their grip lasts winter after winter.

3-D StabiliGrip Technology™ – Bidirectional auto-blocking and variable geometry sipe edges that bite into snow and ice.

Variable Thickness Sipes Technology – Sipe design that has variable thickness built into the tread block. The benefit is enhanced transversal and longitudinal tread block rigidity for improved handling.

StabiliBlok™ Technology – Wider and longer tread blocks that resist extreme torque while providing cool operating temperatures under heavy loads at high speed.

Twaron® Belt – A high-density fiber used in the tread that delivers greater stability at high speed. Thanks to its variable tension, the Twaron® belt grips the center of the tread more tightly than the shoulders. Because of this, centrifugal force is better controlled and forces are distributed more evenly, delivering increased stability.

Variable Contact Patch – Distributes pressure and heat more evenly for improved handling and treadlife.

Zero Pressure Technology – MICHELIN® Zero Pressure tires feature a reinforced sidewall that is designed to support the weight of your car after a loss of air pressure³ – even with no air in the tire. MICHELIN® Zero Pressure Technology allows you to continue driving up to 50 miles at 55 MPH, so you don't have to change a tire on the side of a busy highway.

3 MICHELIN® self-supporting Zero Pressure (ZP) tires are to be used only with an operational, Michelin-approved, low air-pressure warning system.

TIRE TIPS

Your customers look to you for expert advice on the proper selection, use and service of their tires. Provide them with the necessary details, and you'll create loyal customers and repeat business.



Important Tire Tips for Your Customers

Help your customers get the most out of their new MICHELIN® tires by sharing these important tips and facts with them:

- Proper tire inflation is important.
- Check air pressure and treadwear at least monthly and always before long trips.
- Never exceed the load limits of the vehicle – doing so can lead to excessive heat and wear that could result in tire failure.
- Always be aware of road hazards, and always have tires inspected if you roll over an object. Even if the tires appear undamaged, internal damage is still possible.
- Be sure wheels are balanced. Recommend proper alignment and stress the importance of correct tire rotation at the proper intervals.
- Deeper-tread tires on the rear axle provide better handling, wet grip and water evacuation, thereby helping to avoid oversteer and loss of vehicle stability on wet surfaces. Deeper-tread tires on the front axle can improve wet straight-line braking and stopping distance. If only two tires are being replaced, Michelin generally recommends installing them on the rear axle, in the absence of a tire service professional's recommendation or consumers' preference to the contrary.
- Find more tire tips at [MichelinMan.com](https://www.michelinman.com).

HOW TO READ A SIDEWALL

P215/65R16 P-Metric.	P215/65R16 Nominal cross-section width of tires in millimeters.	P215/65R16 Ratio of height to cross-section width (a.k.a. aspect ratio).	P215/65R16 R-Radial: Every radial construction tire must also show the word "radial" on the sidewall.	P215/65R16 Rim diameter (in inches).
--------------------------------	---	--	---	--



98H

Service Description:
Includes the load index (a numeric value associated with the load capacity) and speed symbol (alpha character).

**TREADWEAR 820
TRACTION A
TEMPERATURE B**

Treadwear, Traction and Temperature Grades:
Tire information system that provides ratings on the tire's wear rate, ability to stop on wet pavement and resistance to heat.

**TIRE
CONSTRUCTION
MATERIALS**

Tire-Ply Composition and Materials Used:
The number of plies and material type underneath the tread and in the sidewall.

DOT XXXX

U.S. DOT Safety Standard Code:
The DOT symbol certifies the tire manufacturer's compliance with U.S. Department of Transportation (U.S. DOT) and Transport Canada tire safety performance standards.

**750 KG
MAX LOAD**

Max. Cold-Inflation Load Limit:
Indicates load limits and maximum cold-inflation pressure.

IMPORTANT PRODUCT INFORMATION

Following these basic product specs and mounting guidelines will help ensure safety for both the driver and the service technician.

Original Equipment Key for Size Charts:

ACU = Acura	GM = Buick, Chevrolet and GMC	MAZ = Mazda
ALF = Alfa Romeo	HON = Honda	MB = Mercedes-Benz
AUD = Audi	HYN = Hyundai	MIN = Mini
BMW = BMW	INF = Infinity	NIS = Nissan
CAD = Cadillac	JAG = Jaguar	POR = Porsche
CHR = Chrysler and Dodge	JEP = Jeep	ROV = Land Rover
FER = Ferrari	KIA = Kia	SUB = Subaru
FIA = Fiat	LEX = Lexus	TES = Tesla
FOR = Ford	LIN = Lincoln	TOY = Toyota
		VW = Volkswagen
		VOV = Volvo

Special Sidewall Markings:

* = BMW	MO, MO1 & MOV = Mercedes-Benz
Acoustic = Acoustic Foam Technology	NO, N1, N2, N3 & N4 = Porsche
AO & R01 = Audi	Selfseal = Sealant
AR = Alfa Romeo	T0 = Tesla
C1 = Chrysler	TPC = General Motors
FP = Ford Performance	VOL = Volvo
GOE = Genesis	VW = Volkswagen
HN = Hyundai	XL = Extra Load
JLR = Jaguar Land Rover	ZP = Zero Pressure Run-Flat Technology
K1, K2 & K3 = Ferrari	
LL = Light Load	

Passenger sizes used in Light Truck/SUV/Crossover applications have reduced load capacity. This will differ from the maximum load indicated on the tire sidewall.

Government UTQG Ratings do not apply to Light Truck tires that are LT-metric or flotation size.

Government UTQG Ratings do not apply to Winter tires.



These products meet the **U.S. Tire Manufacturers Association (USTMA)** Severe Snow Traction performance requirements.

- The dimensions shown are average tire design values for tires measured on specified measuring rim widths. Some tires may vary from this value by +/-3% of the section height (affecting overall diameter) and +/-4% of the section width.
- Section width varies approximately 0.2" (5 mm) for every 0.5" change in rim width.

WARNING: Serious or fatal injury may result from tire failure due to underinflation or overloading. To ensure correct air pressure and vehicle load, refer to vehicle owner's manual or tire information placard on the vehicle. Serious injury or death may result from explosion of tire/rim assembly due to improper mounting. Only tire professionals should mount tires, and they should never inflate beyond 40 psi to seat the beads. Before mixing types of tires in any configuration on any vehicle, be sure to check the vehicle owner's manual for its recommendations.

DANGER:

**Never mount a 16" diameter tire on a 16.5" rim.
Never mount a 17" diameter tire on a 17.5" rim.**

Inflation pressure increase must not exceed the maximum pressure branded on the tire sidewall. When a customer requests a replacement tire with a lower speed rating than the original equipment tire, you must clearly communicate to him or her that the handling of the vehicle may be different and that its maximum speed capability is limited to that of the lowest speed-rated tire on the vehicle. Exceeding the legal speed limit is neither recommended nor endorsed. For high-speed driving, additional inflation pressure and possibly reduced tire loading and/or upsizing are required. In the absence of specific recommendations by the vehicle manufacturer, use the following guidelines based on those in the European Tyre and Rim Technical Organisation Standards Manual.

Speed Symbol	Speed Category (Maximum Speed)	Open-Ended Speed Category
S	112 MPH	
T	118 MPH	
U	124 MPH	
H	130 MPH	
V	149 MPH	
W	168 MPH	ZR*
Y	186 MPH	↓
(Y)	Above 186 MPH	↓

*For tires having a maximum speed capability above 149 MPH, a "ZR" may appear in the tire designation. For tires having a maximum speed capability above 186 MPH, a "ZR" must appear in the size designation. Consult the tire manufacturer for the tire's maximum speed capability when there is no Service Description or when the Service Description is stated in parentheses.

Example:	TIRE DESIGNATION	MAXIMUM SPEED
	P275/40ZR17	Above 149 MPH, consult the tire manufacturer.
	P275/40ZR17 93W	168 MPH
	P275/40ZR17 93Y	186 MPH
	P275/40ZR17 (93Y)	Above 186 MPH, consult the tire manufacturer.

Q-Speed Rated Sizes:

Maximum Speed (MPH)	100											
Inflation Increase (psi)	0.0											
Load Capacity (% of max)	100											

R-Speed Rated Sizes:

Maximum Speed (MPH)	100	106										
Inflation Increase (psi)	0.0	1.0										
Load Capacity (% of max)	100	100										

S-Speed Rated Sizes:

Maximum Speed (MPH)	100	106	112									
Inflation Increase (psi)	0.0	1.0	2.0									
Load Capacity (% of max)	100	100	100									

T-Speed Rated Sizes:

Maximum Speed (MPH)	100	106	112	118								
Inflation Increase (psi)	0.0	1.0	2.0	3.0								
Load Capacity (% of max)	100	100	100	100								

H-Speed Rated Sizes:

Maximum Speed (MPH)	100	106	112	118	124	130						
Inflation Increase (psi)	0.0	1.0	2.0	3.0	4.0	5.0						
Load Capacity (% of max)	100	100	100	100	100	100						

V-Speed Rated Sizes:

Maximum Speed (MPH)	100	106	112	118	124	130	136	143	149			
Inflation Increase (psi)	0.0	1.0	2.0	3.0	4.0	5.0	5.0	5.0	5.0			
Load Capacity (% of max)	100	100	100	100	100	100	97	94	91			

W-Speed Rated Sizes:

Maximum Speed (MPH)	118	124	130	136	143	149	155	161	168			
Inflation Increase (psi)	0.0	1.5	3.0	4.5	6.0	7.5	7.5	7.5	7.5			
Load Capacity (% of max)	100	100	100	100	100	100	95	90	85			

Y-Speed Rated Sizes:

Maximum Speed (MPH)	118	124	130	136	143	149	155	161	168	174	180	186
Inflation Increase (psi)	0.0	0.0	0.0	0.0	1.5	3.0	4.5	6.0	7.5	7.5	7.5	7.5
Load Capacity (% of max)	100	100	100	100	100	100	100	100	100	95	90	85

(Y)-Speed Rated Sizes:

Maximum Speed (MPH)	118	124	130	136	143	149	155	161	168	174	180	186
Inflation Increase (psi)	0.0	0.0	0.0	0.0	1.5	3.0	4.5	6.0	7.5	7.5	7.5	7.5
Load Capacity (% of max)	100	100	100	100	100	100	100	100	100	95	90	85

Load and inflation must be adjusted for speeds over 100 MPH (160 km/h).



MICHELINDEALERCONNECT.COM

Dealer communication and advertising resources

MICHELINLEARNINGINSTITUTE.NET

Comprehensive training and tire courses

TIRE FITMENT GUIDE

List of detailed vehicle tire fitments

DEALER CUSTOMER SERVICE:

1-800-847-8475, 1-800-423-2987 (fax)

CONSUMER CARE:

1-800-847-3435

MICHELINMAN.COM

Michelin North America, Inc., P.O. Box 19001, Greenville, SC 29615

An Equal Opportunity Employer

Copyright © 2019 Michelin North America, Inc. All rights reserved. The Michelin Man is a registered trademark owned by Michelin North America, Inc.

